



Holiday Activities
Class II (2024-25)



Dear parents and students,

“We must consult our means rather than our wishes.” (George Washington)

"Summer vacation is a time for fun and adventure, like going on picnics, playing all day, and exploring new places. But it's also a chance to have fun while learning new things! We've planned exciting, enjoyable, educational, exciting activities for kids.

In this fast moving world, students should have some knowledge about how financial literacy is important for our future success and independence. Here are some holiday homework activities to introduce basic financial concepts to our students. These engaging activities will help your ward to understand the concept of money, and use it wisely while having fun during the holidays.

So get ready to enjoy spending time with your ward and help them learn something new during the break!"


Few Guidelines for students

- Converse in English as much as possible. Use the golden words ‘**sorry**’, ‘**please**’, ‘**thank you**’ and ‘**excuse me**’.
- Practice all the concepts done in April / May.
- Help your family in daily chores like folding clothes, dusting your room etc.
- Spend at least three screen-free hours a day and have at least one meal together as a family. Discuss the day including any one positive news.
- Keep a bowl of water in an open space for the birds and also give animals in the neighbourhood food and water.
- Plant a sapling with the help of your parents and water it daily.
- Do all the assignments on A 4 sheets / scrapbook.
- Submit your holiday homework, in a beautiful folder, by Monday, 8th July '24.
- Originality of the work will be appreciated.

Below is the link to read the story 'The Brahmins Dream' on which our holiday activities are based.

<https://www.tell-a-tale.com/panchatantra-brahmins-dream/>

<https://www.youtube.com/watch?v=0UXTiwM4D3I>



ACTIVITY 1

The Brahmin in the story sold his pot full of rice gruel for a hundred silver coins. With this money, he bought a pair of goats.


His goats gave kids in months and he traded all goats for some buffaloes and cows.

- I. On a sheet of paper, answer the following questions.
 - a. Do we still exchange things to get something else? What do we use to buy things?
 - b. **In the story, the currency used was silver coins.**
Find out more about the coins and currency we use in India now.
What are coins made of nowadays?

OR

II. Find out from your parents or grandparents:-

- a. the price of the following items when they were of your age.
 - one litre of milk
 - one kg potato
 - a packet of bread
 - one kg of washing detergent



Now go to the store and find out their price.

Based on your findings, make a table and show the comparison.

Item	Price in earlier times	Current price of the same items

- b. Do your parents/grandparents prefer to use currency or plastic money? Why?

Activity 2 - Journey to the Warli World

Swabhavakripna,(our main character who is a daydreamer), dreamt of visiting the Warli World. He saw people making figures with shapes.

Find out more about Warli art and based on it complete the given activities.

I. Currency Designers in Warli World

Design a currency note as play money for your class.

Guidelines-

- Choose the denomination that you would like to make and trace the same on a thick sheet.
- Colour the same with a similar colour to that of the original currency note.
- Be creative to use **Warli art** for borders /in the centre/ on one side of the note.

OR

II. Design a poster with Warli art and write a slogan / message to save money.

For example:

‘Save it Today, Thank Yourself Tomorrow.’

‘Money Saved Is Money Earned’



ACTIVITY 3

The hero of our story started trading milk and milk products like butter and curd in the market.

- Find out and list on a sheet:
 - the source of milk in your home(packaged /cow / buffalo)
 - the price of milk per litre
 - Calculate the usage in your house
 - daily
 - weekly
 - Make a collage of advertisements showing milk products.

OR

II. Follow the instructions-

- Make a collage with 5 items which you can prepare with milk at home and name them.
- Name of two companies which sell milk and paste their wrappers. Highlight the price and expiry date written on it.



हिन्दी -

गतिवधि- 4

संकल्प मजबूत हो तो बचत करना आसान है, आज की बचत भविष्य में कई परेशानियों से बचा सकती है।



गतिवधि - १) उपरोक्त कहानी के आधार पर अपने घर में उपलब्ध सामान से एक गुल्लक का निर्माण करिए तथा आप किस प्रकार अपनी जेब खर्ची की बचत करते हैं , उसकी एक सूची बनाइए।

या

२) धन की बचत पर स्वरचित स्लोगन का निर्माण कीजिए।

Suggested Activities:

TV channels to watch:

1.	Nick Junior
2.	Disney
3.	National Geographic
4.	Animal Planet

Books to read :

1.	The Monkey and the Demon (Lady bird)
2.	The Magic Mangoes (Lady bird)
3.	Tina's Blue Stone (Om kids)
4.	Hathi aur kekra (Kids books)

Movies for fun :

1.	The Good Dinosaur
2.	Finding Nemo
3.	The Lion King
4.	Wreck-It Ralph
5.	Zootopia

Places to visit:

1.	Deer Park
2.	Millennium Park
3.	Sunder Nursery
4.	Metro Museum
5.	Bharat darshan park




Must do activities



News Focus: Watching or reading news is a great way to expand your knowledge and stay more informed. Choose a reliable news resource. Neatly write any two headlines in the scrapbook / A 4 sheet every day. (The same sheet can be used throughout.) Don't forget to mention the date.

Sports Activity:



1. Visit a local sports stadium. Click your picture in front of the stadium and paste it on a sheet / scrapbook.
2. Paste a picture of your favourite sportsperson and write a few lines about him/her. Also, express how this sportsperson serves as an inspiration for you.



Looking forward to welcoming you all in July 2024.