




PARENT SYLLABUS FOR CLASS I
SESSION 2024 – 2025

MONTH & THEME	ENGLISH	MATH	GENERAL AWARENESS	HINDI
<p>April/May</p> <p>Theme: Har ghar kuch kehta hai</p> <p>Value: Share and care</p> <p>Life Skill: Play learn and grow together</p> <p>Health and Wellness: Rest a while and then run a mile</p> <p>Gender Sensitivity: It's not just a boy / girl thing</p>	<p>Revision Units Poem -Colours Around Us -Meet My Family -What Shape Am I?</p> <p>Grammar: -naming words -rhyming words -alphabetical order</p> <p>Learning Outcome Each student will be able to: -read sentences from the lesson -list and name the members of their family -recite the poem -identify characters of the story and speak sentences about them -arrange words in alphabetical order (text book exercise) -identify naming words</p>	<p>Revision -numbers (1-10) -number names 1-10 -one more than/less than, between -counting back -increasing and decreasing order -comparing numbers -statement questions -addition and subtraction within 10</p> <p>Learning Outcome Each student will be able to -count given objects and write numbers. -write number names up to 10.</p>	<p>-Girls and boys -A family</p> <p>Project/Activity: Spatial Intelligence Cherished memories Draw a family tree and paste picture of your family members</p> <p>Learning Outcome Each student will be able to: -introduce herself / himself name, age, birthday and state her/his(address or telephone number) -tell the name of her/his school, class, teacher</p>	 <p>व्यंजन क से झ । स्वर अ से अः । बिना मात्रा वाले शब्द- दो अक्षर वाले शब्द एवं वाक्य निर्माण</p> <p>श्रवण कौशल , वाचन,चिंतन एवं पठन कौशल</p> <p>मिलकर खेले हम साथ-साथ</p>

-answer questions based on given comprehension passage

Musical Intelligence

Activity: Recital

Recite the poem with actions



Intra Personal Intelligence

Look Around (connect with surroundings)

1. walk around the school to look for naming words.
2. talk on naming family members.

- find one more than, one less than, in-between the given numbers
- compare numbers.
- arrange numbers in increasing/decreasing order.
- add and subtract single digit numbers.
- add numbers with zero
- solve statement questions.

Spatial intelligence

(Art Integration)

between 1-10

*Make a poster by following instruction given by the teacher-draw 1 sun, 3 clouds, 4 butterflies, 5 pebbles, 7 apples on one tree

Activity- fish bowl

(paste correct number of fishes in appropriate bowls)

- list her/his favourite colour, fruit, vegetable, ice-cream, game, name of best buddy
- discuss about her/his parent, siblings, grandparent and tell their names
- describe her/his family as small / large
- introduce all members of the family and talk about their role in the family
- state the names given to different relationships in the family
- list activities done together as a family

Spatial intelligence (Art Integration)

Students will make stick figures of herself/ himself (Writing skills)

Interpersonal Intelligence

***All about me-** students will introduce herself / himself. (Speaking skills, Reasoning skills)

परिणाम :-

- सही वर्णों की पहचान कर पाएँगे।
- वर्णों का उच्चारण कर पाएँगे।
- अक्षरों को जोड़कर शब्द बना पाएँगे।
- शब्दों से वाक्य बना पाएँगे।



रचनात्मक गतिविधि

पेड़ का चित्र बनाइए और उस पर वर्णमाला के स्वर अ से अ: तक वर्णों को चिपकाइए।





(कला एकीकरण)

भाषीय , व्यक्तिगत योग्यता


				<p>बुझो तो जाने - संकेत कार्ड की सहायता से छात्रों द्वारा स्वरों को क्रमानुसार लगवाकर</p> <p>अनुभवात्मक अधिगम- घर या आपके आसपास में मिलने वाली ऐसी चीजों के नाम खोजिए जो दो अक्षरों को जोड़कर बनते हैं। ऐसे नए-नए शब्दों का निर्माण कीजिए। भाषीय, व्यक्तिगत योग्यता अवलोकन, चिंतन एवं लेखन कौशल</p>
<p>July</p> <p>Theme: Eat right feel bright</p> <p>Value: A healthy body holds a healthy mind and soul</p> <p>Life Skill: Go healthy and happy</p> <p>Health and Wellness: Shape it up</p>	<p>-Fun in the Playground -Poem – Wake Up Time</p> <p>Grammar- -action words -naming words</p>  <p>Learning Outcome Each student will be able to: -read the lesson -recite the poem with actions</p>	<p>Shapes -plane shapes-basic 2D shapes (triangle, square, rectangle and circle)</p> <p>Numbers 11 to 20 count and write number names 11-20 - missing numbers -one less than,one more than and in-between - tens and ones - abacus - comparing numbers (greater than, less than, equal to) - increasing and decreasing order -ordinal numbers</p>	<p>-Parts of my body/ More about my body -Healthy habits</p> <p>Project/Activity: Spatial intelligence *Flip flap booklet: Draw sense organs and write any two things which relate to it</p> <p>Learning Outcome Each student will be able to: -identify and name different parts of the body,list their number and functions</p>	<p>बिना मात्रा वाले शब्द - तीन, चार अक्षर वाले शब्द एवं वाक्य निर्माण पाठ- नटखट मनन (आ -I) मात्रा वाले शब्द, वाक्य निर्माण पाठ- समझदार राजन,</p> <p>परिणाम :-</p> <ul style="list-style-type: none"> - सही मात्राओं वाले शब्दों की पहचान कर पाएँगे। - पाठ का पठन कर पाएँगे। - शब्दों का उच्चारण कर पाएँगे। - शब्दों को जोड़कर वाक्यों का

<p>Gender Sensitivity: I can run faster than you</p>	<p>-list naming and action words (differentiate between them) -identify action words and naming words in the given sentences. -summarise the answer for given questions, based on the passage read -categorize the given words under action words and naming words -describe the given picture.</p> <p>-answer questions based on comprehension passage</p> <p><u>Kinesthetic Intelligence</u> Activity: Body boogie- singing and dancing on action song. (Clap your hands)</p> <p><u>Thinking skill</u> <u>Intrapersonal skill</u> Game: <u>Within One Minute</u>- enact and name a few activities that you do when you wake up which takes you less than one minute.</p> <p><u>Verbal linguistic Intelligence</u> <u>Leader leader change the action -</u> Change actions according to the leader</p>	<p><u>Learning Outcome</u> Each student will be able to -identify and name basic 2D shapes(circle,square, rectangle and triangle) -identify the sides of 2-D shapes -draw various shapes and</p> <p>name objects of the same shape. -count the objects and write numbers up to 20. -write the number names up to 20 -arrange numbers in correct order(11-20) -find the missing number -Identify the number one less than,one more than and in-between the given numbers - show the numbers on abacus -identify the numbers as greater than, less than and equal to in a given set of numbers - arrange the numbers in increasing and decreasing order</p>	<p>-identify and name sense organs and list their functions -list activities where both hand and feet are used -draw sense organs -list healthy habits for personal cleanliness -identify and list things used for personal cleanliness</p> <p>-draw objects used for personal cleanliness -List importance of food, exercise, rest and sleep for a healthy living</p> <p><u>Spatial and naturalistic intelligence (Art Integration) *Picture gallery</u>-paste pictures of various things we use for</p>	<p>पठन कर पाएँगे।</p> <p>- शब्दों से वाक्य बना पाएँगे।</p> <p>वाक्य पूर्ति, शब्द चित्र मिलान श्रवण कौशल , वाचन,चिंतन एवं पठन एवं लेखन कौशल</p> <p>स्वस्थ तन –उत्तम मन रचनात्मक गतिविधि :-</p> <p>आ ; मात्रा से शुरू होने वाले किसी भी एक फल या सब्जी का चित्र स्वयं बनाइए और उसमें उचित रंग भरकर उस चित्र का नाम लिखिए तथा उस फल या सब्जी के बारे में छात्र बताएंगे जैसे रंग स्वाद पौष्टिक तत्व आदि</p> <p>;कला एकीकरण</p> <p>भाषीय , व्यक्तिगत योग्यता</p> <p>अनुभवात्मक अधिगम</p> <p>व्यक्तिगत रूप से आप ने उपवन में क्या . क्या देखा उन सभी चीजों के चित्र चिपकाकर एक कोलार्ज बनाइए</p> <p>भाषीय , व्यक्तिगत योग्यता</p>
---	--	--	---	---

		<p>*match the objects with their position(ordinals)</p> <p><u>Experiential Learning</u> Shape bake- Make sandwiches using different Shapes</p> <p><u>Spatial Intelligence</u> Shape printing- Different shape cutouts to be used for printing</p>	<p>personal cleanliness from old magazines and books</p>  <p>shutterstock.com • 104517467</p>	
--	--	---	--	--



TAGORE INTERNATIONAL SCHOOL
EAST OF KAILASH, NEW DELHI

<p>August</p> <p>Theme: Together we dwell</p> <p>Value: Cleanliness</p> <p>Life Skill: Cleanliness is the key to happiness</p> <p>Health and Wellness: Go green to breathe clean</p> <p>Gender Sensitivity: Men at work</p>	<p>-Off to School -Poem of your choice</p> <p>Grammar- -one and many -punctuation -comprehension -picture composition -sentence making</p> <p><u>Learning Outcome</u> Each student will be able to: -read the lesson -recite the poem with actions -identify and use singular/plurals words for pictures given -count the objects and add –s to make it plural, where required -answer factual questions based on comprehension passage/text post reading -frame sentences for the given words. -spell words correctly -discuss about the things they like to do in school. Which class is your favorite and why? -recall and spell the colors of the rainbow -rewrite sentences using correct punctuations.</p>	<p><u>Addition and Subtraction within 20</u> -addition/subtraction by counting -vertical and horizontal addition/subtraction -statement questions on addition/subtraction -addition/subtraction with zero</p> <p><u>Patterns</u> -identify and complete the patterns - patterns with shapes - patterns with numbers, alphabet</p> <p><u>Learning Outcome</u> Each student will be able to - count and add the numbers upto 20 -rearrange numbers in order to do addition -predict the empty spaces in addition table -solve sums on addition -add the numbers vertically and horizontally. -solve statement questions (orally) -add with zero</p>	<p>A few things I need -food -water -clothes -air -house (in detail)</p> <p><u>Project/Activity:</u> <u>Spatial Intelligence</u> <u>My dream house</u></p> <p><u>Laerning Outcome</u> Each student will be able to: -list basic needs and their importance -list the importance of a house -identify and name rooms in a house -list utilities of different rooms -list features of a good house -list things done to keep the house neat and clean -draw his/her dream house</p>	<p>(इ -ि)मात्रा वाले शब्द एवं वाक्य निर्माण पाठ - नई साइकिल गिनती- १ -१० तक (अंकों में) वाक्य पूर्ति, शब्द चित्र मिलान, अपठित गद्यांश श्रवण कौशल , वाचन,चिंतन एवं पठन एवं लेखन कौशल</p> <p>रचनात्मक गतिविधि :- कला एकीकरण छात्र साइज शीट पर घर पर आसानी से मिलने वाली इ मात्रा से शुरू होने वाली सब्जियों की छाप की मदद से एक फूलदान तैयार करेंगे और जिन सब्जियों की छाप का प्रयोग किया है छात्र उनके बारे में कक्षा में बताएंगे</p>  <p>अनुभवात्मक अधिगम - (चित्रकारी कौशल) भाषीय , व्यक्तिगत योग्यता</p>
---	---	--	---	--

Inter-Personal intelligence

Give plurals of any 5 vegetables, fruits animals and birds (group activity)



Art integration

Using play dough, make objects of your choice to show one and many.

- identify and complete the given patterns
- complete the number and shape patterns
- discover the pattern and draw the next three figures in the following pattern.

Interpersonal Intelligence

Shake it up:

Shake the two dice and ask your partner to sum it up.



Intrapersonal Intelligence

-Spinning wheel-Teacher will move a spinning wheel. Students have to fill the empty spaces so that the sum is always 20


Naturalistic Intelligence


*name different things used to make a house

Intrapersonal and Logical intelligence

*observing and identifying different rooms in the house
*observing and identifying different things in different rooms of the house
(Observation Skills)



<p>September</p> <p>Theme Cultural fusion</p> <p>Value: Safety rules are your best tools</p> <p>Life Skill: Comfy clothes</p> <p>Health and Wellness: Wear clothes that make you feel happy</p> <p>Gender Sensitivity: Fashion has no gender</p>	<p>-Sharing is Caring -Poem – Ice cream Time</p> <p>Grammar- -articles ‘a’ and ‘an’ -picture composition -comprehension -sentence making</p> <p>Learning Outcome Each student will be able to: -speak lines about ‘What my parents like to eat’. -answer a factual question based on the text -recite the poem with actions -recall and name the flavors/ colors of various ice creams -recommend name of companies that make ice cream, eg: Quality Walls, Mother Dairy to his/her friend -frame sentences for words from active vocabulary -put into use, the word given in a sentence to explain the meaning of the word from text -use/ write the articles correctly -complete answers to the questions based on the given comprehension passage/picture composition.</p>	<p>Addition and Subtraction within 20 contd. -vertical and horizontal subtraction -subtraction with zero -statement questions on subtraction</p> <p>Measurement -Comparing lengths -Measuring length with suitable things -Measuring lengths using hand span, cubit, pace and feet</p> <p>Learning Outcome Each student will be able to: -arrange the numbers in order to do subtraction -subtract the numbers vertically and horizontally -subtract with zero -discuss the statement questions -evaluate the result of subtracting the number from itself -measure and compare the length of at least two objects</p>	<p>-Clothes</p>  <p>-Being safe</p> <p>Learning Outcome Each student will be able to: - state the reason for need of clothes for humans -list different types of clothes -list the clothes worn in different seasons - differentiate between summer and winter clothes -differentiate between costumes and uniform -draw things worn in winter season/summer season -list safety rules at home/school -Identify the objects which are sharp, hot</p>	<p>TAGORE INTERNATIONAL SCHOOL GATEWAY TO KNOWLEDGE DELHI</p>
--	--	---	--	---

	<p>-describe a fruit/ vegetable in their own words emphasizing healthy food habits -differentiate between fruits and vegetables -exhibit good eating manners during snack time</p> <p><u>Interpersonal & verbal linguistic Intelligence</u> <u>Activity: Am I correct?</u> Teacher will put wrong articles in sentences and students will correct them</p> <p><u>Naturalistic intelligence</u> Look around (find out the names of the famous companies which make ice creams)</p> 	<p>-devise the knowledge of correct instruments for measurement -measure the length of different objects using their hand, feet, etc.</p>	<p>-state the importance of safety rules -state important telephone numbers of *police station *fire station *ambulance -differentiate between good and bad touch -make a first aid box and list things required in it</p> <p><u>Activity/Project-</u> <u>Naturalistic intelligence</u> -look around in your wardrobe to find out names of different fabrics used in making clothes.</p> <p><u>Spatial intelligence</u> Rainy day wardrobe -Draw pictures of clothes you wear during rainy season and state the reason for wearing them</p> <p><u>Musical intelligence</u> Whole class activity- Dress up in your traditional dress and sing and dance on a song related to it.</p>	
--	--	--	--	--

Verbal linguistic


Mind game: teacher will display some fruits and vegetables. She will then hide them in a box and ask the students to name each fruit/vegetable.



Intrapersonal and Spatial Intelligence

Activity: Shape o mania
Arrange the shapes to form a pattern

Color the shape to complete the pattern.



Art Integration

Cat hat

Make a hat for your cat by creating a pattern

Experiential learning-

bring any 5 kinds of shapes and make different patterns using those shapes



Intrapersonal and verbal linguistic Intelligence

* speak about people in my safe circle




Interpersonal Intelligence

First aid box


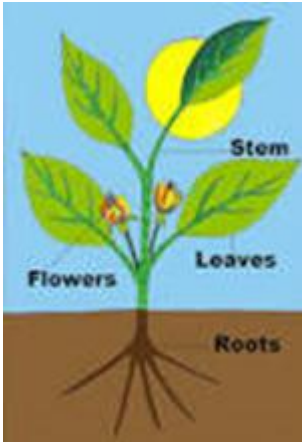



<p>October</p> <p>Theme: Safety Squad</p> <p>Value: Carefulness costs you nothing</p> <p>Life Skill: Safety isn't expensive it is priceless</p> <p>Health and Wellness: Prepare and prevent, don't repair and repent</p> <p>Gender Sensitivity: Safety for all</p>	<p>MCB-</p> <p>The Rabbit and the Turtle</p> <p>Poem: The Shell</p> <p>Grammar:</p> <p>Workbook-</p> <p>Worksheet 5- The Rabbit and the Turtle</p> <p>-Pronouns (He, She, It, They)</p> <p>-Opposites</p> <p>-Picture composition</p> <p>-Comprehension (Gandhi Jayanti)</p> <p>Learning Outcome</p> <p>Each student will be able to:</p> <p>-recite the poem with actions</p> <p>-identify naming words and replace them with correct pronouns.</p> <p>-apply the concept of pronouns in making sentences.</p>	<p>Numbers up to 50</p> <p>-Number and number names</p> <p>-Before, after, between</p> <p>-Ascending/ Descending</p> <p>-Tens and ones</p> <p>-Expanded and standard form</p> <p>-Comparing numbers</p> <p>-Missing numbers</p> <p>Learning Outcome</p> <p>Each student will be able to:</p> <p>-write the numbers and number names till 50</p> <p>-write the numbers backward 50 to 1</p> <p>-construct the expanded form and standard form of the numbers</p>	<p>Being safe(contd.)</p> <p>-safety rules</p> <p>-safety rules at playground swimming pool</p> <p>-taking care of my things</p> <p>Being safe on the road</p> <p>-traffic</p> <p>-traffic rules</p> <p>-accident</p> <p>-footpath</p> <p>-zebra crossing</p> <p>-traffic light</p> <p>Learning Outcome</p> <p>Each student will be able to:</p> <p>-List the different safety rules</p> <p>-List how they take care of their things</p>	<p>(ऊ - ू) मात्रा वाले शब्द एवं वाक्य निर्माण</p> <p>जादू का कमाल</p> <p>प्रश्न-उत्तर</p> <p>लिंग बदलें , वाक्य पूर्ति एवं शब्द चित्र मिलान</p> <p>अनुच्छेद लेखन , अपठित गद्यांश</p> <p>श्रवण कौशल , वाचन, चिंतन एवं पठन एवं लेखन कौशल</p> <p>परिणाम :-</p> <p>- (ऊ - ू) मात्रा वाले शब्दों की सही पहचान बता पाएँगे।</p> <p>- पाठ का पठन कर पाएँगे।</p> <p>- दिए गए शब्दों की मदद से</p>
--	---	--	---	---


	<p>-determine opposites of given words</p> <p>-choose the correct answer for questions, based on the comprehension passage</p> <p>-describe the given picture</p> <p>- frame sentences using given words</p> <p>-spell words correctly</p> <p>-discuss and speak about the games you like to play on the beach.</p> <p>Inter-Personal intelligence</p> <p>Activity- Do as I say not as I do- do the actions to show opposites.</p> <p>Musical intelligence</p> <p>Sing the dragon song and do actions to show the opposites. e.g.: flying high and flying low.</p>	<p>-recall and apply the one more than and one less than</p> <p>-complete the series of given numbers</p> <p>- arrange the numbers in ascending and descending order</p> <p>-compare the given numbers by choosing signs >, < or =</p> <p>-predict the missing numbers</p> <p>-prepare the numbers on abacus</p> <p>Art Integration</p> <p>Macroni necklace(using 50 shells of macroni)</p>	<p>-List safety measure taken during covid 19</p> <p>-Define traffic</p> <p>-List the different traffic rules</p> <p>-State the purpose of footpath, zebra crossing</p> <p>-List safety measures to avoid accidents</p> <p>-State what each traffic light symbolizes</p> <p>-Draw a traffic light</p> <div data-bbox="1317 858 1491 1198" data-label="Image"> </div> <p>Experiential learning</p>	<p>अनुच्छेद लेखन कर पाएँगे।</p> <p>- शब्दों को जोड़कर वाक्यों का पठन कर पाएँगे।</p> <p>- शब्दों से वाक्य बना पाएँगे।</p> <p>- सही लिंग संबंधी शब्द का चयन कर पाएँगे।</p> <p>- पूछे गए प्रश्नों के सही उत्तर लिख पाएँगे।</p> <p>रचनात्मक गतिविधि :-</p> <p>अनुभवात्मक अधिगम-</p> <p>रंगीन कागज़ की मदद से अपनी कॉपी में लाल बत्ती को बनाकर चिपकाइए और कक्षा में लाल,पीली और हरी बत्ती के बारे में बताइए।</p> <p>भाषीय , व्यक्तिगत योग्यता</p> <p>रचनात्मक गतिविधि :-</p>
--	--	---	---	---

	 <p>Experiential learning</p> <p>-Draw a picture of a rabbit and a turtle. Find out things in and around your classroom that are as soft as rabbit and as hard as shell.</p>		<p>Observe different traffic signals and traffic symbols when you travel. (Make a note of it and share it with your class (interdisciplinary)</p> <p>Joyful learning</p> <p>Visit to traffic park</p> <p>Storytelling- Gattu's safety rules</p>	<p>चूहे या झूले का चित्र बनवाकर तथा छात्र स्वयं एक कहानी कक्षा में बताएँगे।</p> <p>खिलौना विधि द्वारा</p>
<p>November</p> <p>Theme: Nature's Delight</p> <p>Value: Super Seeds</p> <p>Life Skill: Growing green on the planet</p>	<p>MCB- Brave Debby</p> <p>Poem: Save each drop</p> <p>Grammar:</p> <p>Workbook-Worksheet -9</p> <p>Brave Debby</p> <p>-Place Words-(Prepositions)</p> <p>-Punctuations</p>	<p><u>Addition and Subtraction of 2- digit numbers(upto50 only)</u></p> <p>-Addition of 2- digit numbers up to 50 (with carrying) -</p> <p>Subtraction of 2- digit numbers up to 50(without borrowing) -</p> <p>Statement questions(addition and subtraction)</p>	<p>Fruits, vegetables and flowers</p> <p>-Different types of plants</p> <p>-trees</p> <p>-shrubs</p> <p>-herbs</p> <p>-aquatic plants</p> <p>-Parts of a plant (root, stem, leaves, fruit, flower, roots, bud)</p>	<p>(ए - ँ) मात्रा वाले शब्द</p> <p>पाठ - बड़े मजे का मेला</p> <p>वचन बदलाव</p> <p>शब्द एवं वाक्य-निर्माण, प्रश्न-उत्तर</p> <p>वाक्य पूर्ति एवं शब्द चित्र मिलान</p>

<p>Health and Wellness: Good food is good mood</p> <p>Gender Sensitivity: Love thy kingdom</p>	<p>(capital letter, full stop, question mark)</p> <p>-Picture composition (Children's Day)</p> <p>-Comprehension</p> <p>-Conversation- (related to count and answer)</p> <p>Learning Outcome</p> <p>Each student will be able to:</p> <p>-read sentences from the lesson</p> <p>-Summarize and narrate the story in their own words</p> <p>-identify place words in the given passage</p> <p>-use correct punctuations in making sentences.</p> <p>-choose the correct place word to complete sentences.</p> <p>-choose the correct answer for questions based on the comprehension passage</p> <p>-describe the given picture</p>	<p>Learning Outcome</p> <p>Each student will be able to:</p> <p>-Add and subtract mentally and give prompt answers.</p> <p>-Add and subtract two digit numbers.</p> <p>-Solve simple statement questions</p> <p>-Solve to find answers after adding two digits</p> <p>-answer the sums and clap hands</p> <p>-arrange the numbers in their correct place to solve a problem/ question</p> <p>Bodily Kinesthetic Intelligence</p> <p>- Scavenger hunt</p> <p>Teacher to hide the cutouts of addition and subtraction cards between 1 to 50 and students have to locate them and solve.</p>	<p>Learning Outcome</p> <p>Each student will be able to:</p> <p>-List the different types of plants with examples</p> <p>-Identify different types of plants</p> <p>-Talk about the importance of different types of plants</p> <p>-List the parts of a plant</p> <p>-Identify the parts of a plant</p> <p>-Infer what would happen if there were no plants</p> <p>-Discuss whether cutting trees is a good thing or a bad thing</p> <p>-Draw parts of a plant</p> <p>-Create patterns using leaves</p> <p>-Observe the seed growing and list the things required for a seed to grow</p>	<p>अनुच्छेद लेखन , अपठित गद्यांश</p> <p>श्रवण कौशल , वाचन,चिंतन एवं पठन एवं लेखन कौशल</p> <p>परिणाम :-</p> <p>- (ए - ँ) मात्रा वाले शब्दों की सही पहचान बता पाएँगे।</p> <p>- पाठ का पठन कर पाएँगे।</p> <p>- दिए गए शब्दों की मदद से अनुच्छेद लेखन कर पाएँगे।</p> <p>- शब्दों को जोड़कर वाक्यों का पठन कर पाएँगे।</p> <p>- शब्दों से वाक्य बना पाएँगे।</p> <p>- सही वचन शब्द का चयन कर</p>
--	--	---	---	--

	<p>-spell words correctly</p> <p>-create a picture after listening to a sentence (for place words)</p> <p>-prepare a list of games that the animals played in the story.</p> <p>Toy based Use finger puppets of the wild animals to narrate the story</p>  <p>Joyful learning <u>Game: Will you please</u></p> <p>Form pairs and ask the partner to name any two things he/she sees around in terms of its position</p>		 <p>Art Integration</p> <p>Toy based Pedagogy <u>Go green</u></p> <p>Using play dough make a plant and label different parts of a plant</p> <p>Experiential learning Visit to Sapna nursery</p>	<p>पाएँगे।</p> <p>- पूछे गए प्रश्नों के सही उत्तर लिख पाएँगे।</p> <p>रचनात्मक गतिविधि :-</p> <p>मेले में मिलने वाली ऐसी कोई भी दस खाने वाली चीजों के नाम बताइए, जो आपने कभी भी खाई हो। सूची बनाइए -</p> <p>व्यक्तिगत योग्यता ,अनुभवात्मक अधिगम</p>
--	--	--	---	--

	<p>Logical Intelligence Make it all fit-</p> <p>Group activity: Give one word for a group of words. e.g.: not happy-sad.</p>			
<p>December</p> <p>Theme: The Lala land</p> <p>Value: Save animals, save humanity</p>	<p>MCB</p> <p>-A Walk to the Lake</p> <p>-Poem- Holiday Fun</p> <p>Grammar:</p> <p>Workbook-Worksheet -6</p> <p>A Walk to the Lake</p> <p>-Describing words</p> <p>-Picture composition</p> <p>-Comprehension</p>	<p>Time</p> <p>-clock</p> <p>-parts of the day</p> <p>-days of the week</p> <p>-months of a year</p> <p>-festivals</p> <p>Money</p> <p>Learning Outcome</p>	<p>Animals, birds and insects</p> <p>Kinds of animals - domestic animals (names and how are they useful) - wild animals (names, which animal is the tallest, largest etc.) - pet animals - water animals - birds -insects</p> <p>-What do animals eat - Making animal mask</p> <p>Learning Outcome</p> <p>Each student will be able to:</p>	<p>(ऐ-ई) मात्रा वाले शब्द</p> <p>निकली मैना सैर पर</p> <p>विलोम शब्द</p> <p>शब्द एवं वाक्य-निर्माण, प्रश्न-उत्तर</p> <p>वाक्य पूर्ति एवं शब्द चित्र मिलान</p> <p>अनुच्छेद लेखन , अपठित गद्यांश</p> <p>श्रवण कौशल , वाचन,चिंतन एवं पठन एवं लेखन कौशल</p>

<p>Life Skill: Live and let live</p> <p>Health and Wellness: Love thy kingdom</p> <p>Gender Sensitivity: Be kind to every kind not just mankind</p>	<p>Learning Outcome</p> <p>Each student will be able to:</p> <ul style="list-style-type: none"> -read sentences of the lesson -recite the poem with actions -list describing words for the given pictures -identify describing words for naming words in the given sentences. -summarize answers for the given questions, based on the passage read -construct sentences for given words. -spell words correctly 	<p>Each student will be able to:</p> <ul style="list-style-type: none"> -read the time from the clock -draw a clock -write the days of the week and co-relate time with words like yesterday, today, tomorrow -name the months of the year -name the festivals according to the date -read the calendar -recognize the currency notes and coins and also be able to match it to its value -collect wrappers and write their prices 	<ul style="list-style-type: none"> -list the different types of animals - identify and name pet and wild animals - list the names of land and water animals - identify the insects and birds and name - differentiate between pet animals and wild animals - explain about what would happen if you tease animals -list animals around the house and neighbourhood - name animals which live on both land and water -name different food that animals eat <p>I speak activity- My favourite animal</p> <p>Activity /Project Jungle Safari</p>	<p>परिणाम :-</p> <ul style="list-style-type: none"> - (ऐ-[ै]) मात्रा वाले शब्दों की सही पहचान बता पाएँगे। - पाठ का पठन कर पाएँगे। - दिए गए शब्दों की मदद से अनुच्छेद लेखन कर पाएँगे। - शब्दों को जोड़कर वाक्यों का पठन कर पाएँगे। - शब्दों से वाक्य बना पाएँगे। - सही विलोम शब्द का चयन कर पाएँगे। - पूछे गए प्रश्नों के सही उत्तर लिख पाएँगे।
--	---	--	---	---

Art integration

Do you like what you see?

Take a walk in the school park/ground and observe the trees, flowers, plants etc. select three such things and go to the class to draw them and write describing words for same.

Joyful learning

Game-

Goody Bag Fun:

From a goody bag, students will feel the objects and describe them. They will then guess which object it can be before taking it out of the goody bag.



Art Integration

Role play on vegetable vendors in a market





रचनात्मक गतिविधि :-

आनंदमयी गतिविधि द्वारा

विभिन्न पक्षी एवं जानवरों के घरों के बारे में पता कीजिए तथा घर में उपलब्ध सामान द्वारा किसी एक जानवर या पक्षी का घर बनाइए ।

भाषीय , व्यक्तिगत योग्यता

<p>December</p> <p>Theme: The Lala land</p> <p>Value: Save animals, save humanity</p> <p>Life Skill: Live and let live</p> <p>Health and Wellness: Love thy kingdom</p> <p>Gender Sensitivity: Be kind to every kind not just mankind</p>	<p>MCB</p> <p>-A Walk to the Lake</p> <p>-Poem- Holiday Fun</p> <p>Grammar:</p> <p>Workbook-Worksheet -6</p> <p>A Walk to the Lake</p> <p>-Describing words</p> <p>-Picture composition</p> <p>-Comprehension</p> <p>Learning Outcome</p> <p>Each student will be able to:</p> <p>-read sentences of the lesson</p> <p>-recite the poem with actions</p> <p>-list describing words for the given pictures</p> <p>-identify describing words for naming words in the given sentences.</p>	<p>Time</p> <p>-clock</p> <p>-parts of the day</p> <p>-days of the week</p> <p>-months of a year</p> <p>-festivals</p> <p>Money</p> <p>Learning Outcome</p> <p>Each student will be able to:</p> <p>-read the time from the clock</p> <p>-draw a clock</p> <p>-write the days of the week and co-relate time with words like yesterday, today, tomorrow</p> <p>-name the months of the year</p>	<p>Animals, birds and insects</p> <p>Kinds of animals -</p> <p>domestic animals (names and how are they useful) -</p> <p>wild animals (names, which animal is the tallest, largest etc.) -</p> <p>pet animals -</p> <p>water animals -</p> <p>birds -insects</p> <p>-What do animals eat -</p> <p>Making animal mask</p> <p>Learning Outcome</p> <p>Each student will be able to:</p> <p>-list the different types of animals</p> <p>-identify and name pet and wild animals</p> <p>-list the names of land and water animals</p> <p>-identify the insects and birds and name</p> <p>-differentiate between pet animals and wild animals</p> <p>-explain about what would happen if you tease animals</p>	<p>(ऐ-^३) मात्रा वाले शब्द</p> <p>निकली मैना सैर पर</p> <p>विलोम शब्द</p> <p>शब्द एवं वाक्य-निर्माण, प्रश्न-उत्तर</p> <p>वाक्य पूर्ति एवं शब्द चित्र मिलान</p> <p>अनुच्छेद लेखन , अपठित गद्यांश</p> <p>श्रवण कौशल , वाचन,चिंतन एवं पठन एवं लेखन कौशल</p> <p>परिणाम :-</p> <p>- (ऐ-^३) मात्रा वाले शब्दों की सही पहचान बता पाएँगे।</p> <p>- पाठ का पठन कर पाएँगे।</p> <p>- दिए गए शब्दों की मदद से अनुच्छेद लेखन कर पाएँगे।</p> <p>- शब्दों को जोड़कर वाक्यों का</p>
---	---	--	---	--

	<p>-summarize answers for the given questions, based on the passage read</p> <p>-construct sentences for given words.</p> <p>-spell words correctly</p>  <p>Art integration</p> <p>Do you like what you see?</p> <p>Take a walk in the school park/ground and observe the trees, flowers, plants etc. select three such things and go to the class to draw them and write describing words for same.</p> <p>Joyful learning</p> <p>Game-</p>	<p>-name the festivals according to the date</p> <p>-read the calendar</p> <p>-recognize the currency notes and coins and also be able to match it to its value</p> <p>-collect wrappers and write their prices</p> <p>Art Integration</p> <p>Role play on vegetable vendors in a market</p>	<p>-list animals around the house and neighbourhood -</p> <p>-name animals which live on both land and water</p> <p>-name different food that animals eat</p> <p>I speak activity- My favourite animal</p> <p>Activity /Project Jungle Safari</p> 	<p>पठन कर पाएँगे।</p> <p>- शब्दों से वाक्य बना पाएँगे।</p> <p>- सही विलोम शब्द का चयन कर पाएँगे।</p> <p>- पूछे गए प्रश्नों के सही उत्तर लिख पाएँगे।</p> <p>रचनात्मक गतिविधि :-</p> <p>आनंदमयी गतिविधि द्वारा</p> <p>विभिन्न पक्षी एवं जानवरों के घरों के बारे में पता कीजिए तथा घर में उपलब्ध सामान द्वारा किसी एक जानवर या पक्षी का घर बनाइए ।</p>
--	--	---	---	---

Goody Bag Fun:

From a goody bag, students will feel the objects and describe them. They will then guess which object it can be before taking it out of the goody bag.



भाषीय , व्यक्तिगत योग्यता




TAGORE INTERNATIONAL SCHOOL
EAST OF KAILASH, NEW DELHI

<p>January</p> <p>Theme: Neighbour's envy, Owner's pride</p> <p>Value: A good neighbour is a priceless treasure</p> <p>Life Skill: Care and share</p> <p>Health and Wellness Happy mind happy life</p> <p>Gender Sensitivity Don't buy the house, buy the neighbourhood</p>	<p>MCB</p> <p>-Come! Let Us Play</p> <p>-Poem: Ice-cream Time</p> <p>Grammar:</p> <p>Work Book</p> <p>-worksheet 10- Come! Let Us Play</p> <p>-Jumbled words/sentences</p> <p>-Punctuations</p> <p>-picture composition</p> <p>-Comprehension</p> <p>Learning Outcome</p> <p>Each student will be able to:</p> <p>-read the lesson</p> <p>-recite the poem with actions</p> <p>-summarise answer for given questions, based on the passage read</p> <p>-use the given words to frame sentences of their own.</p>	<p>Numbers</p> <p>Numbers</p> <p>1- 99</p> <p>- Number names</p> <p>- Grouping into Tens and ones</p> <p>- Building numbers</p> <p>- Greater than, less than, equal to</p> <p>- Missing numbers</p> <p>- One less than, one more than, between</p> <p>- Increasing and decreasing order</p> <p>Learning Outcome</p> <p>Each student will be able to:</p> <p>-count the objects and write numbers and number names upto</p> <p>99</p>	<p>Neighbourhood places</p> <p>-neighbours</p> <p>neighbourhood</p> <p>-some useful places in the neighbourhood (police station, petrol pump, nursery etc)</p> <p>-in what ways these places are useful to us</p> <p>-emergency numbers</p> <p>A day in my school</p> <p>- name of school class teacher, class</p> <p>-different places in my school</p> <p>-activities in school</p> <p>-different ways in which you help your peers/ friends throughout the day in your school</p> <p>Learning Outcome</p>	<p>(ओ-ने) मात्रा के शब्द</p> <p>होली की टोली</p> <p>औ-नै) मात्रा के शब्द</p> <p>पाठ- कौआ और पकौड़ी</p> <p>शब्द एवं वाक्य-निर्माण, प्रश्न-उत्तर</p> <p>वाक्य पूर्ति एवं शब्द चित्र मिलान</p> <p>अनुच्छेद लेखन , अपठित गद्यांश</p> <p>श्रवण कौशल , वाचन,चिंतन एवं पठन एवं लेखन कौशल</p> <p>परिणाम :-</p> <p>- (ओ-ने)(औ-नै) मात्रा वाले शब्दों की सही पहचान बता पाएँगे।</p> <p>- पाठ का पठन कर पाएँगे।</p>
---	---	---	---	---

	<p>-use punctuations correctly</p> <p>-answer questions based on comprehension passage</p> <p>Art integration Draw and name things we see in the playground.</p> <p>Experiential learning Draw a flower with big petals and write a characteristic of a good friend onto each petal and colour them.</p> 	<p>-Identify the number before, after and between the given numbers</p> <p>- arrange the numbers in increasing and decreasing order</p> <p>- show the numbers on abacus</p> <p>- match numerals with their number names</p> <p>-compare greater than, less than and equal numbers from given set of number</p> <p>-fill the missing numbers</p> <p>-identify and write the numbers that are one less and one than the given number</p>	<p>Each student will be able to:</p> <p>-define neighbours and neighbourhood</p> <p>-name some important places in their neighbourhood</p> <p>-discuss the usefulness of places in their neighbourhood</p> <p>-explain what would happen If there were no police station or hospital</p> <p>-list the emergency numbers</p> <p>-state the name of school, class teacher, class</p> <p>-speak about their favourite place in school</p> <p>-list different activities in school</p> <p>Musical Intelligence</p> <p>*Song on my school- (Listening Skills)</p>	<p>- दिए गए शब्दों की मदद से अनुच्छेद लेखन कर पाएँगे।- शब्दों को जोड़कर वाक्यों का पठन कर पाएँगे।</p> <p>- शब्दों से वाक्य बना पाएँगे।</p> <p>- पूछे गए प्रश्नों के सही उत्तर लिख पाएँगे।</p> <p>रचनात्मक गतिविधि :- सुखी मन ,सुखी जीवन - आपके द्वारा किए गए ऐसे कार्यों के बारे में बताइए ,जिन्हें करके आपके मन को अच्छा लगता हो</p> <p>भाषीय , व्यक्तिगत योग्यता</p> <p>अनुभवात्मक अधिगम</p>
--	---	---	--	--

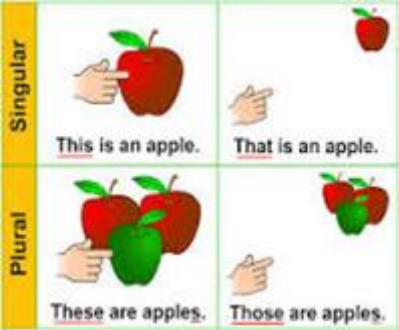
Project- schoology


Draw/ paste pictures of different rooms in your school and which one is your favourite




TAGORE INTERNATIONAL SCHOOL
EAST OF KAILASH, NEW DELHI

<p>Feb / March</p> <p>Theme: Dip dip dip, My blue ship</p> <p>Value: Save each drop</p> <p>Life Skill: Save water save life</p> <p>Health and Wellness: If there is no water there is no life</p> <p>Gender Sensitivity Me and you can save water</p>	<p>MCB-</p> <p>-The New Watchman</p> <p>-Thank you</p> <p>Grammar:</p> <p>-Use of this/that, these/those</p> <p>-Simple Present tense</p> <p>-Picture composition</p> <p>-Comprehension</p> <p>Learning Outcome</p> <p>Each student will be able to:</p> <p>-read the lesson</p> <p>-list double letter words</p> <p>-Identify animals with their babies</p> <p>-answer questions based on the passage read</p> <p>-identify actions they perform daily(use of –s or –es)</p> <p>-categorize the given words under this/that</p>	<p>Addition and Subtraction of 2- digit numbers (upto 99)</p> <p>-Addition of 2 digit numbers</p> <p>-Adding tens</p> <p>-Subtraction of 2 digit numbers</p> <p>-Subtracting tens</p> <p>-Bridge class</p> <p>-Numbers 100 to 150(reading numerals)</p> <p>-Number names 100 to 150</p> <p>Learning Outcome</p> <p>Each student will be able to:</p> <p>-add 2 digit number</p> <p>- interpret what comes at tens place and ones place</p> <p>- comprehend the concept of subtraction</p> <p>-rearrange numbers in order to do subtraction</p>	<p>Water -</p> <p>importance of water -use of water</p> <p>drinking,cooking,washing, bathing etc. -</p> <p>animals and plants need water -</p> <p>sources of water rain,river,well etc. -</p> <p>properties of water -</p> <p>save water -</p> <p>ways to clean water</p> <p>Fun with colours -</p> <p>Primary colours -</p> <p>Colors of the rainbow -</p> <p>Mixing of colours -</p> <p>Name of colours of different objects / things</p> <p>Recapitulation of all the concepts</p> <p>Learning Outcome</p> <p>Each student will be able to:</p> <p>-talk about the importance of water</p>	<p>(अं - अँ) -</p> <p>अनुस्वार -अनुनासिक</p> <p>पाठ -तिरंगा झंडा , ऊँटवाला</p> <p>ऋ मात्रा के शब्द तथा</p> <p>सभी मात्राओं का अभ्यास -पुनरावृत्ति</p> <p>शब्द एवं वाक्य-निर्माण, प्रश्न-उत्तर</p> <p>वाक्य पूर्ति एवं शब्द चित्र मिलान</p> <p>अनुच्छेद लेखन , अपठित गद्यांश</p> <p>श्रवण कौशल , वाचन,चिंतन एवं पठन एवं लेखन कौशल</p> <p>परिणाम :-</p> <p>- (अं - अँ) - अनुस्वार -अनुनासिक</p> <p>वाले शब्दों की सही पहचान बता पाएँगे।</p>
---	--	--	--	--

<p>-describe the given picture.</p> <p>-answer questions based on comprehension passage</p> <p>-use the given words to frame sentences</p>  <p>Toy based</p> <p>Narrate a story using the stuffed animals where the characters encounter situations requiring the use of magical words.</p> <p>Observation skill</p> <p>Thinking skill</p> <p>Group Me Right – Match the animals with their babies/homes/sounds</p>	<p>-Solve simple statement questions</p> <p>-identify and read numbers correctly.</p> <p>-read and write 3 digit numbers</p>	<p>-identify and list different uses of water</p> <p>-discuss about the need of water for plants and animals</p> <p>-List the different sources of water</p> <p>-Infer clean water is safe for drinking</p> <p>-list ways to save water</p> <p>-draw two sources of water</p> <p>make a poster on “save water”</p> <p>-differentiate between clean and dirty water</p> <p>-infer what would happen if we had no water</p> <p>-list animals which live on both land and water</p> <p>-state the importance of colours</p> <p>Kinaesthetic Intelligence</p>	<p>- पाठ का पठन कर पाएँगे।</p> <p>- दिए गए शब्दों की मदद से अनुच्छेद लेखन कर पाएँगे।</p> <p>- शब्दों को जोड़कर वाक्यों का पठन कर पाएँगे।</p> <p>- शब्दों से वाक्य बना पाएँगे।</p> <p>- ऋ मात्रा शब्द की सही पहचान एवं उच्चारण बता पाएँगे।</p> <p>- पूछे गए प्रश्नों के सही उत्तर लिख पाएँगे।</p> <p>रचनात्मक गतिविधि :-</p> <p>जल ही जीवन है -</p> <p>आप पानी का प्रयोग किस-किस प्रकार से करते हो ? एक सूची बनाइए तथा पानी</p>
--	---	--	---

			<p>*PEC (uses of water) (Thinking Skills and listening skills)</p> <p>Spatial Intelligence</p> <p>*Tap the tap</p> <p>Make a poster on save waters. Write four ways to save water. (Writing skills)</p> 	<p>बचाने के लिए हमें क्या-क्या कार्य करने चाहिए ? कक्षा में बताइए ।</p> <p>भाषीय , व्यक्तिगत योग्यता</p> <p>अनुभवात्मक अधिगम</p>
--	--	--	---	--

--	--	--	--	--



TAGORE INTERNATIONAL SCHOOL
EAST OF KAILASH, NEW DELHI