






**TAGORE INTERNATIONAL SCHOOL**  
EAST OF KAILASH, NEW DELHI

**PARENT SYLLABUS**  
**PERFORMING ARTS & WORK-EXPERIENCE**  
**CLASS IX 2024 -2025**


Month	Vocal Music	Instrumental Music	Dance	Visual Arts	नाट्य मंच	Computers-Work Experience
April and May	<ul style="list-style-type: none"> <li>Classification of Swaras</li> <li>Discuss about Thaata &amp; Raag</li> <li>Alankars # Distinguish between musical notes</li> <li>Rabindra sangeet: Pagli Hawa Badraya Din # Accent</li> </ul>	<ul style="list-style-type: none"> <li>Knowledge about Fusion Music</li> <li>Acquisition of theoretical knowledge</li> <li>Learning percussion instruments like maracas, tambourine etc. Beats of Indian National Anthem, Vande Matram, we shall overcome/Hum Honge Kamyab, Sare Jahan Se Achcha etc.</li> </ul>	<ul style="list-style-type: none"> <li>Tatkar' with some new footwork of kathak, like-(takite takite ghene...)-&gt; Improvisation of footwork with its clarity &amp; speed.</li> <li>All basic movements &amp; 'bols' of kathak Clarity of movements.</li> <li>New 'tihai' Implementation of kathak movements.</li> </ul>	 <p>Topic: Western artist-Edward munch Sub topic-Landscape Technique- Expressinism To get familiar about the artist and his style of painting  Incorporate original ideas with technique and encourages</p>	<p>Introduction - breaking the ice with theatre ( (अपरिचित वातावरण में एक-दूसरे के साथ अधिक सहज महसूस कराना ) -Elements of Theatre (रंगमंच के तत्व) - मूक अभिनय (mime with proper expressions) - Theatre games  -असली और नकली अभिनय में अंतर- नाटक के माध्यम से (difference between real and fake acting)</p>	<p><b>Artificial Intelligence: Python</b></p> <ul style="list-style-type: none"> <li>Introduction of Python</li> <li>Type of IDE</li> <li>Installation of Python</li> <li>Application of Python</li> </ul> <p><b>Introduction of Jupyter Notebook</b></p> <p><b>Introduction of Anaconda Software IDE</b></p> <p><b>Programming Concepts:</b></p>

	<ul style="list-style-type: none"> <li>● Taal: Kaharwa</li> <li>● <b>Practice:</b> National Song, Gayatri Mantra, School Prayer, English Prayer, School Song, National Anthem</li> <li>● <b>Vocal Personality:</b> Folk Artist Kailash Kher</li> </ul>	<ul style="list-style-type: none"> <li>● Playing songs according to the theory</li> <li>● Ability to compose own songs. Identification of different percussion instruments.</li> <li>● Judging and analyzing notes in order to compose their own music</li> <li>● Introducing eminent music personalities Dr. L. Subramaniam and Pt. V.G.Jog (Violin)</li> </ul>	<ul style="list-style-type: none"> <li>● One dance with the song of Tagore (Prathama Aadi Tab Shakti ...). &gt; Facial expressions, proper body posture.</li> </ul> <p>Intoduction of a famous Mohiniattam Guru: Guru Bharti Shivaji.</p>	<p>themselves to develop a sense of innovation.</p>	<p>- one act play (एकांकी नाटक हाव- भाव सहित )</p>	<ul style="list-style-type: none"> <li>● Keywords</li> <li>● Functions</li> <li>● Logical and Conditional Operators</li> <li>● Arithmetic Operations</li> <li>● Different Types of error</li> <li>● Dictionaries</li> <li>● Loops Concepts</li> <li>● Objects and Classes</li> </ul>
--	--	--	---	---	--	--

Month	Vocal Music	Instrumental Music	Dance	Visual Arts	नाट्य मंच	Computers-Work Experience
July	<ul style="list-style-type: none"> <li>Brief discussion about the history of Indian Classical Music.</li> <li>Patriotic Song: Purane Din, Purane Pal # Vocal expression</li> <li>Explanation about accompanying Taal</li> </ul>	<ul style="list-style-type: none"> <li>Knowledge about Fusion Music</li> <li>- Acquisition of theoretical knowledge</li> <li>Learning and playing playing theme music of "Conquest of Paradise"</li> </ul>	<ul style="list-style-type: none"> <li>Tatkar' of kathak. &gt; Clarity of rhythm &amp; speed.</li> <li>All Basic movements with practice of 5, 3, 2 &amp; 1 steps chakkars &amp; "Tihais".&gt; Clarity, technique, rhythm, balance &amp; speed.</li> <li>Last part of Tagore dance. &gt; Projection of style, technique with clarity.</li> <li>One semi classical patriotic dance on the song "Gurus of Peace". &gt; Projection of style with facial expressions. About Mohiniattam</li> </ul>	 <p>Topic: POP art Sub topic-Self portrait</p> <p>Incorporation of original ideas with the given technique to create an art work.</p> <p>Encourages to express themselves, which develops a sense of innovation</p>	<p>Theatre games for confidence and trust</p> <ul style="list-style-type: none"> <li>- Voice Modulation (आवाज़ का सही उतार चढ़ाव भाव सहित )</li> <li>-कहानी व कविता को भाव सहित नाटकीय ढंग से पढ़ना</li> <li>-( Reading of poetry and Story in Dramatic way) Connection,clarity and confidence</li> <li>-Farce plays</li> </ul>	<p><b>Libraries: Opencv, NumPy, Pandas, Datetime.</b></p> <ul style="list-style-type: none"> <li>Introduction</li> <li>Installation</li> <li>Working Principal</li> <li>Applications</li> </ul> <p><b>AI- OpenCV</b></p> <ul style="list-style-type: none"> <li>Introduction</li> <li>Computer vision Concept</li> <li>Library introduction</li> <li>Keywords uses</li> <li>Workflow</li> <li>Uses and Application</li> </ul>

			costumes & accessories.			
<b>August</b>	<ul style="list-style-type: none"> <li>Discuss about vocal personalities. # Listening</li> <li>Raag: Malkoush Aroha, Avaroha, Alaap, Swarmalika. Explain about accompanying Taal: Teentaal</li> </ul>	<ul style="list-style-type: none"> <li>Definition and History of Music.</li> <li>Acquiring information and revising about theoretical concepts.</li> <li>Learning Harry Potter theme song.</li> </ul>	<ul style="list-style-type: none"> <li>Revision of earlier lessons. &gt; Clarity of body posture, rhythm &amp; speed.</li> <li>New 'paran' of kathak. &gt;Technique with clarity, rhythm &amp; speed.</li> <li>Next part of the semi classical patriotic dance: "Gurus of Peace". &gt; Projection of style with facial expressions. Folk dance of Rajasthan: "Kalbeliya". &gt; Projection of style, technique with clarity.</li> </ul>	<b>Contid....</b>  With the same topic.	<ul style="list-style-type: none"> <li>Theatre Exercise</li> <li>Body Language</li> <li>Acting is not done just with dialogues; it's your entire body language</li> <li>use of appropriate posture</li> </ul> <p>किस प्रकार हमें मंच पर रहना चाहिए ।</p> <p>Your body should look free rather than looking stiff</p> <ul style="list-style-type: none"> <li>नाटक Independence Day</li> <li>Rakshabandhan पर</li> <li>Emotions from real life for acting</li> </ul>	<b>AI- NumPy Introduction</b> <ul style="list-style-type: none"> <li>Multi-dimensional array</li> <li>Matrix data structures</li> </ul> <b>AI- Pandas Introduction:</b> <ul style="list-style-type: none"> <li>Uses</li> <li>Application</li> <li>Keywords</li> <li>Coding</li> </ul>
<b>sept</b>	<ul style="list-style-type: none"> <li>Shloka # Accent</li> <li>Raag: Kedar Chhota Khayal, Taan</li> <li>Taal: Teentaal</li> </ul>	<ul style="list-style-type: none"> <li>Learning and playing theme music of "Avengers" with chords.</li> <li>Application of western notes</li> </ul>	<ul style="list-style-type: none"> <li>Revision of earlier lessons.</li> <li>Last part of the folk dance of Rajasthan: "Kalbeliya".</li> <li>"Samyukta Hasta mudras" with their use.</li> </ul>	 <p>Topic-Scribbling art</p> <p>Sub topic: human</p>	<p>Voice throw ( समय के साथ आवाज़ को ऊँचा और नीचा करना )</p> <ul style="list-style-type: none"> <li>Use of emotions while delivering a dialogue ( केवल dialogues ही नहीं</li> </ul>	<b>Basic Fundamentals for project:</b> <ul style="list-style-type: none"> <li>Basic of Computer Vision</li> <li>Time Library</li> <li>Data Frame Sets, Gray like security cam</li> </ul>


				<p>postures &amp; faces</p> <p>fun doodles that strive for energy, movement &amp; atmosphere rather than precision and exactness</p>	<p>बोलना बल्कि भाव कैसे लाते हैं )</p> <p>-Voice projection</p> <p><b>बोलने की ताकत है जिससे पात्र आवाज शक्तिशाली और स्पष्ट रूप से उपयोग करते हैं</b></p> <p>-One Act Play</p>	<p><b>with motion detector.</b></p> <p>4 - Acquire basic skills for computer vision projects, including frame processing, threshold, color conversion, and plotting.</p> <p>- Video Capture</p> <p>- Face detection</p> <p>Frames</p> <p>-Threshold Value</p> <p>Introduction</p> <p>- Color Conversion</p> <p>-Gaussian Blur</p> <p>- cv2.rectangle</p> <p>- . append</p> <p>- video.release()</p> <p>Machine Learning Integration</p> <p>- Intro - pandas, Numpy, Seaborn</p> <p>- Pyplot with Matplotlib Library</p> <p>- Data Visualization</p>
--	--	--	--	--	--	---



TAGORE INTERNATIONAL SCHOOL  
EAST OF KAILASH, NEW DELHI

						<ul style="list-style-type: none"> <li>- Data Plotting</li> <li>- Data Processing</li> </ul>
<b>Oct</b>	<ul style="list-style-type: none"> <li>• <b>Marathi Geet:</b> Ata Utbu Sare Raan</li> <li>• <b>Taal:</b> Kaharwa</li> </ul>	<ul style="list-style-type: none"> <li>• Accurate pitch correction &amp; blending</li> <li>- Sensing distinction among sound frequency</li> <li>• Learning and playing Western Orchestral Composition with Indian Fusion of rhythm.</li> <li>• Learning Theme music of "Godfather" Application of western notes,</li> </ul>	<ul style="list-style-type: none"> <li>• Revision of previous lessons. &gt; Clarity of body posture, rhythm &amp; speed.</li> <li>• New 'chakradar paran' of kathak. &gt; Technique with clarity, rhythm &amp; speed.</li> <li>• Theory of "Abhinaya". &gt; Oral communication.</li> </ul>	<p>Indian artist: Nand Lal Bose</p> <p>Sub topic -Rural occupations</p> <p>Brief history of the artist, study his master work and working style</p> <p>will reproduce one painting by incorporating artist's original style of art</p>	<p>Theatre exercise</p> <ul style="list-style-type: none"> <li>-Dialogue delivery</li> <li>-Play on Gandhi jayanti</li> <li>-Script writing नाटक लिखने का सही तरीका</li> <li>-Script reading with emotions ( it's not a proper and Professional Play ).</li> </ul>	<p><b>Raspberry Pi:</b></p> <ul style="list-style-type: none"> <li>• What is SOC?</li> <li>• Versions of Raspberry Pi &amp; Their Difference</li> <li>• Raspberry Pi 3</li> <li>• Basics of Electronics</li> <li>• Hardware Description</li> <li>• Pin Configuration</li> </ul>
<b>Nov</b>	<ul style="list-style-type: none"> <li>• Christmas Carols # Pronunciation</li> <li>• Explain about Taal</li> </ul>	<ul style="list-style-type: none"> <li>• Combining all different sections &amp; patterns &amp; playing them.</li> <li>• Appropriate interpretation</li> <li>- Understanding and judging pattern</li> </ul>	<ul style="list-style-type: none"> <li>• Revision of previous lessons. clarity of body posture.</li> <li>• Preparation of Biennial</li> </ul>	<p><b>Contid.....</b></p> <p>With the same topic</p>	<p>-Theatre game</p> <p>-नौ रस</p> <p>How we can use नौ रस in our play</p> <p>-Realistic Play</p> <p>नौ रसों पर आधारित</p> <p>-एक ही वाक्य को अलग अलग रस में बोलने का</p>	<p><b>OS Installation on SD Card</b></p> <ul style="list-style-type: none"> <li>• Downloading Image</li> <li>• Study Various Operating Systems Available</li> </ul>

		<p>progression</p> <ul style="list-style-type: none"> <li>• Learning “Rondo Alla Turca” – Mozart</li> <li>• Applying the theoretical concept</li> </ul>	<p>program.</p> <ul style="list-style-type: none"> <li>• Projection of style with expression.</li> </ul>		सही तरीका	<ul style="list-style-type: none"> <li>• Making SD Card: Formatting and Partitions</li> <li>• Raspberry Pi SD Installer</li> <li>•</li> </ul>
<b>Dec</b>	<ul style="list-style-type: none"> <li>• Trivat: Sharada Mana Liye Naad Guna Charcha</li> <li>• Taal: Rupak</li> </ul>	<ul style="list-style-type: none"> <li>• Learning English song “Conquest of Paradise”</li> <li>• Application of theoretical concept and beats to the song.</li> </ul>	<ul style="list-style-type: none"> <li>• Revision of previous lessons. Clarity of body posture, rhythm &amp; speed.</li> <li>• One Kathak dance composition: “Tarana”. &gt; Projection of style, speed.</li> <li>-Knowledge about different “Gharanas” of kathak. &gt; Oral communication.</li> </ul>	<p>Folk art of Rajasthan Phad painting</p> <p>Know about the traditional art style of Rajasthan.</p> <p>Create one painting by incorporating Phad painting art style.</p>	<p>Theatre exercise</p> <p>-Story telling exercises हास्य रस पर आधारित Theatre exercise</p> <p>Coordination between Mind Body Voice</p> <p>-Christmas पर आधारित नाटक</p>	<p><b>OS Configuration</b></p> <ul style="list-style-type: none"> <li>• Booting Into Desktop</li> <li>• GUI Version</li> <li>• Changing Time zone</li> <li>• Raspi-Config</li> </ul> <p><b>Network Setup</b></p> <ul style="list-style-type: none"> <li>• Setting Up Using GUI</li> <li>• Setting Up Using Command Line</li> <li>• Finding Pi’s IP Address</li> <li>• Connecting with Wi-Fi/ LAN/ Data card</li> </ul>

<p><b>Jan</b></p>	<p><b>Seasonal song:</b> Bhavra Gungun Gungun Geet Gaye Re</p>	<ul style="list-style-type: none"> <li>• Playing all patriotic songs</li> <li>• Playing all English theme music</li> <li>• Playing all Indian fusion orchestral compositions</li> <li>- Application of fusion music and blending western and Indian music/notes.</li> </ul>	<ul style="list-style-type: none"> <li>• Revision of previous class. &gt; Clarity of body posture, rhythm &amp; speed.</li> <li>• Last part of the "Tarana". &gt; Projection of style, speed.</li> <li>• 'Gat nikash' of kathak ('sidhi gat'). &gt; Projection of style.</li> </ul>	 <p>Perspective drawing Sub theme -Two-point perspective urban sketching</p>	<p>Theatre game</p> <p>-Situation based Act (स्थिति के अनुसार short scenes )</p> <p>-rules of Solo Acting</p> <p>-Real life पर आधारित नाटक</p>	<p><b>GPIO</b></p> <ul style="list-style-type: none"> <li>• Study GPIO Pins</li> <li>• Libraries Using Git</li> <li>• Configuring GPIO Pins</li> </ul> <p><b>Pi using SSH</b></p> <ul style="list-style-type: none"> <li>• Enabling SSH</li> <li>• Logging in using Putty</li> </ul> <p>Run Basic Commands</p>
<p><b>Feb</b></p>	<p>Revision of songs</p>	<ul style="list-style-type: none"> <li>• Revision of previous class. &gt; Clarity of body posture, rhythm &amp; speed.</li> <li>• New "Kabitya" in Kathak. &gt; Projection of style with facial expressions.</li> <li>• Theory part of rhythm. &gt; Oral communication, sense of rhythm.</li> </ul>	<p><b>Contd.</b></p> <p><b>Sub theme -</b> Two point perspective cityscape</p>	<p>Theatre game</p> <p>Nukkad natak ( सामाजिक विषयों पर आधारित ) नुक्कड़ नाटक करने का सही तरीका) performance</p>	<p><b>Linux</b></p> <ul style="list-style-type: none"> <li>• Understanding Linux</li> <li>• File Structure</li> <li>• Linux Commands</li> </ul> <p><b>Using Python</b></p> <ul style="list-style-type: none"> <li>• Understanding Python</li> <li>• Condition Statement</li> <li>• Loops</li> <li>• Importing Libraries Functions</li> </ul>	