






PARENT SYLLABUS
PERFORMING ARTS & WORK-EXPERIENCE
CLASS X 2024 -2025

MONTH	VOCAL MUSIC	INSTRUMENTAL MUSIC	DANCE	COMPUTERS- WORK EXPERIENCE	VISUAL ARTS	नाट्य मंच
April and May	<p>Discuss about Raag, Thaata, Shruti & Taal # Distinguish between notes</p> <p>Inspirational Song : O Deen Hain Kitna Door # Pronunciation</p> <p>Practice: National Song, Gayatri Mantra, School Prayer, English Prayer, School Song, National Anthem</p> <p>Vocal Personality: Sufi Artist Rahat Fate Ali Khan</p>	<ul style="list-style-type: none"> Performing skills – expressively through appropriate dynamics & feet. Application of skills on showmanship and coordination with orchestra Appropriate interpretation. Learning Theme music of “Godfather”. Ability to analyze and understand the dynamics of musical themes Independently express showmanship and composing different themes and songs with 	<ul style="list-style-type: none"> ‘Tatkar’ with some new footwork of kathak, like- (nadin dinna). > Improvisation of footwork with its clarity & speed. All basic movements & ‘bols’ of kathak > Clarity of movements. New ‘tihai’ of kathak. > Implementation of kathak movements. One dance with the song of Tagore (Jhoro Jhoro). > Facial expressions, proper body posture. 	<p>MIT App Inventor</p> <ul style="list-style-type: none"> Creating an app Programming and setting of blocks Adding a canvas Setting the screen so that it doesn’t scroll/ freezing screen Changing Height and Width of the canvas Layouts in MIT app inventor Designing labels Creating Arrangements Adding buttons, checkbox, date picker, list picker, 	 <p>Topic: Western artist-Paul cezanne Sub topic-Landscape Technique- Impressionism</p> <p>To get familiar about the artist and his style of painting</p> <p>Incorporate original ideas with technique</p>	<p>-Observation through acting</p> <p>(एक अभिनेता के लिए अवलोकन और सुनना कितना महत्वपूर्ण है और क्यों?)</p> <p>- Voice Projection (Voice projection is the ability to use your voice loudly, powerfully, and clearly while acting)</p> <p>- Voice Modulation (आवाज़ का उतार-चढ़ाव)</p>

		<p>improvisations.</p> <ul style="list-style-type: none"> - Applying the theoretical knowledge and ability to perform solo and with group. • Knowledge of Indian music personalities like Tansen & Guru Hari Das. Instrumentalist includes Ustad Bismillah Khan, Pt. Ravi Shankar, Ustad Amjad Ali Khan & Ustad Zakir Hussain, Richard Clayderman, A.R.Rehman - Knowing different musical personalities and their contribution 	<p>Intoduction of a famous Shatriya Guru: Guru Jatin Goswami</p>	<p>list view, slider, spinner, textbox, switch etc.</p> <ul style="list-style-type: none"> • Creating variables • Create procedure, question and join • Coding on block section <p>Testing the app</p>	<p>and encourages themselves to develop a sense of innovation.</p>	<p>-Reading of Story in Dramatic way -Mime with expressions</p> <p>(मूक अभिनय) -Situations to enact</p>
--	--	---	--	---	--	---

MONTH	VOCAL MUSIC	INSTRUMENTAL MUSIC	DANCE	COMPUTERS- WORK EXPERIENCE	VISUAL ARTS	नाट्य मंच
July	<p>Discuss about Raag, Thaata, Shruti & Taal</p> <p># Distinguish between notes.</p> <ul style="list-style-type: none"> Alankars Patriotic Song: Vo Din Hai Kitna Dur <p>Taal: Rupak</p>	<ul style="list-style-type: none"> Creating – movements, sound pictures / rhythmic patterns / melodic patterns - Applying creativity and innovations Music depicting movements / descriptive movement - Learning sound effects Learning and playing Western Orchestral Composition with Indian Fusion of rhythm. - Understanding fusion music 	<ul style="list-style-type: none"> Revision of the earlier lesson. > Perfection. 'Gat nikash' of kathak:- 'bansuri gat'. > Style with alignment of movements. A patriotic dance (Vashudeva kutumbakam..)> Projection of style. Introduction of some famous Indian classical dancer/artist with specialty that forms. > Awareness, focus. <p>About Shatriya costumes & accessories.</p>	<p>MIT App Inventor</p> <ul style="list-style-type: none"> Creating a app Programming and setting of blocks Testing App Adding a canvas Setting the screen so that it doesn't scroll/ freezing screen Changing Height and Width of the canvas 	 <p>Topic: POP art Sub topic-Self portrait</p> <p>Incorporation of original ideas with the given technique to create an art work.</p> <p>Encourages to express themselves, which develops a sense of innovation</p>	<p>Theatre games for confidence and trust</p> <p>- Voice Modulation (आवाज़ का सही उतार चढ़ाव भाव सहित)</p> <p>-कहानी व कविता को भाव सहित नाटकीय ढंग से पढ़ना</p> <p>-(Reading of poetry and Story in Dramatic way) Connection, clarity and confidence</p> <p>-Farce plays</p>
Aug	<ul style="list-style-type: none"> Discuss about vocal personalities: Classical Artist Bhimsen Joshi # Listening Raag Bhairavi: Dhrupad, Dugoon. Tarana : Raag Bhairavi <p>Explain about accompanying</p>	<ul style="list-style-type: none"> History of Indian & Western Music Knowledge of instruments, history of instruments, biographies of various maestros Acquiring information Listening to music of Indian Rock Bands, Fusion Bands & 	<ul style="list-style-type: none"> Revision of earlier lesson. > Perfection, speed. New 'paran' of kathak. > Stamina with clarity of movements. Last part of patriotic dance. > Co-ordination. One folk dance of 	<p>MIT App Inventor</p> <ul style="list-style-type: none"> Creating a app Programming and setting of blocks Testing App Adding a canvas Setting the screen so that it doesn't scroll/ 	<p>Contid.....</p>	<p>-Theatre Exercise</p> <p>-Body Language</p> <p>-Acting is not done just with dialogues; it's your entire body language</p> <p>-use of appropriate</p>

	Taal: Surphank taal	<ul style="list-style-type: none"> various other groups - Understanding contemporary music • Discussing the facts about western music in India & eastern music in the world - Ability to discriminate among Indian and western music • Learning an Indo-Arabic fusion composition - Application of fusion music 	<p>Maharashtra: "Koli Dance". > Body posture, style.</p> <p>Knowledge about different "taal". > Awareness of rhythm.</p>	<ul style="list-style-type: none"> freezing screen • Changing Height and Width of the canvas 	With same topic	<p>posture</p> <p>किस प्रकार हमें मंच पर रहना चाहिए ।</p> <p>Your body should look free rather than looking stiff</p> <p>-नाटक Independence Day</p> <p>Rakshabandhan पर</p> <p>-Emotions from real life for acting</p>
Sept	<p>➤ Tribal Song: Saotale Bela Dubilo (Jhumur)</p> <p>Explain about accompanying taal.</p>	<ul style="list-style-type: none"> • Knowledge about Fusion Music - Acquiring information • Playing all chords i.e., Major & minor chords • All Indian Taals & western rhythm beats including 6/8 - Revision of theoretical concepts • Learning percussion instruments like maracas, tambourine etc. • Beats of Indian National Anthem, Vande Matram, we shall overcome/Hum Honge Kamyab, Sare Jahan Se Achcha etc. - Application of beats to known music/songs 	<ul style="list-style-type: none"> • Revision of earlier lesson'. > Perfection, speed. • New 'chakradar paran' of kathak. > Stamina with clarity of movements. • Last part of the folk dance of Maharashtra: "Koli Dance". > Projection of style, clarity. 	<p>Blender (3D Modelling software and 3D Printer)</p> <p>Introduce the Blender interface - tabs, object interaction mode</p> <p>Selecting objects</p> <p>Scale, Rotate, Move, Extrude, Loop cut</p> <p>Duplicating objects</p> <p>Selecting vertices, edges, faces in edit mode and editing objects</p> <p>Defining material to the object</p> <p>Properties to colour.</p>	 <p>Cardboard relief scenes</p> <p>Focusing on folk art and scenes</p> <p>Will create a shallow relief sculpture made entirely of cardboard</p>	<p>Theatre game</p> <p>-Voice throw</p> <p>(समय के साथ आवाज़ को ऊँचा और नीचा करना)</p> <p>-Use of emotions while delivering a dialogue (केवल dialogues ही नहीं बोलना बल्कि भाव कैसे लाते हैं)</p> <p>-Voice projection</p> <p>बोलने की ताकत है जिससे पात्र आवाज शक्तिशाली और स्पष्ट रूप से उपयोग करते हैं</p> <p>-One Act Play</p>

<p>Oct</p>	<p>➤ Alankars ➤ Trivat : Sharada mana lea</p> <p>Taal : Rupak</p>	<p>Definitive words practical: - chords, notes, flat, sharp, scale, key, off beat, change of voice, style, tempo etc.</p> <ul style="list-style-type: none"> Learn to play various taals namely teentaal, keherwa, dadra, jhaptal, rupaktal, ektal & equivalent western rhythms. Learning and revision of theory Learning prayer song "u raise me up" Learning to play Tagore Songs namely Ananda Loke & Fule fule dhole dhole incorporated with western symphony Learning to incorporate western notes in traditional Indian music 	<ul style="list-style-type: none"> Revision of earlier lessons. > Perfection New 'paran judi amad' of kathak. > Clarity of movement, body posture. <p>Classical composition of kathak on 'Tarana'. > Projection of kathak steps with expression.</p>	<p>Blender (3D Modelling software and 3D Printer)</p> <p>Adding text and Applying various font properties to it. Applying colour and texture to text Adding a torus Manipulating edges vertically and horizontally</p>	<p>Folk art Odisha : Pattachitra</p> <p>Patachitra artform is known for its intricate details as well as mythological narratives and folktales inscribed in it.</p>	<p>-Theatre game</p> <p>-नौ रस How we can use नौ रस in our play</p> <p>-Realistic Play नौ रसों पर आधारित</p> <p>-एक ही वाक्य को अलग अलग रस में बोलने का सही तरीका</p>
<p>Nov</p>	<p>Dhrupad : Raag Bhairavi Taal : Surphaktaal</p>	<ul style="list-style-type: none"> Performance skills includes: - 1) Stage performance 2) Showmanship 3) Removal of Stage Fear or Phobia 4) Solo Stage Performance 5) Group Performances in unison, harmonics, Two Part harmonics, Dynamics & Textures <ul style="list-style-type: none"> Taking responsibility, learning coordination, independence and quick thinking Overcoming stage fear/nervousness Playing theme music of 	<ul style="list-style-type: none"> Revision of previous lessons. >clarity of body posture. Preparation of Biennial program.> Projection of style with expression 	<p>Blender (3D Modelling software and 3D Printer))</p> <p>To move, rotate and scale objects in 3D view Add loop cuts Add mirror effect Render an image. Simple animation of 3D objects</p>	<p>Know about the artform and create an art work in Pattachitra art style.</p>	<p>Theatre excercise</p> <p>-Story telling excercises हास्य रस पर आधारित Theatre excercise</p> <p>Coordination between Mind Body Voice</p> <p>-Christmas पर आधारित नाटक</p>

		<p>“Harry Potter”</p> <ul style="list-style-type: none"> - Application of western notes 				
Dec	Revision of songs	<ul style="list-style-type: none"> • Accurate pitch correction & blending - Sensing distinction among sound frequency • Learning and playing Western Orchestral Composition with Indian Fusion of rhythm • Learning theme music of “Pirates of the Caribbean” - Application of western notes 	<ul style="list-style-type: none"> • Revision of earlier lesson & ‘chakkars’ of the step of 8, 5, 4, 3, 2, 1 of kathak. > Perfection, speed. • Last part of Kathak “Tarana”. > Ability to learn quickly & correctly. <p>Some activity to increase their own creativity. > Creativity of choreography</p>	<p>Blender (3D Modelling software and 3D Printer)</p> <p>Make any SDG Icon and start for 3D Printing</p>	<p>Indian artist-F N Souza</p> <p>Brief history of the artist, study his master work and working style</p> <p>will reproduce one painting by incorporating artist's original style of art</p>	<p>Theatre game</p> <p>-Situation based Act (स्थिति के अनुसार short scenes)</p> <p>-rules of Solo Acting</p> <p>-Real life पर आधारित नाटक</p>
Jan		<p>Playing all patriotic songs</p> <ul style="list-style-type: none"> • Playing all English theme music • Playing all Indian fusion orchestral compositions - Application of fusion music and blending western and Indian music/notes. 			Revision classes	<p>Theatre game</p> <p>Nukkad natak (सामाजिक विषयों पर आधारित) नुक्कड़ नाटक करने का सही तरीका) performance</p>