











Co- Scholastic Syllabus for Class V Session 2024-25

Month	Public Speaking	Theatre	Performing Art Dance / Vocal Music / Instrumental Music	Clay Modelling	Art	GK/ Computers	Physical Education
April/May	<p>Basics of Public Speaking: Students will be made aware of the essential qualities needed for public speaking, i.e. speech, expression, confidence, body language, voice modulations, etc.</p>  <p>Self Introduction (Ice breaker activity): Students will be asked to introduce themselves in a manner which will include their likes and</p>	<p>Introduction- What is drama? Students will be introduced to the term drama.</p> <p>Elements of drama plot, character, thought, diction, spectacle and song</p> <p>Introduction to the theme embracing Resilience. Hi</p> <p>All About Theatre Students will be informed about important aspects for a powerful performance—dialogue delivery, expression, confidence, body language, voice</p>	<p><u>DANCE:</u></p> <ul style="list-style-type: none"> • ‘Tatkar’ of tin taal with new steps. • All basic movements of Kathak with some new ones (like: Manjari, Matang...etc.). • New bole: ‘Aamad’ of Kathak. • One dance of Tagore song: (Mere chit me nrit nrit me). • Introduction of a famous Odissi Guru: Guru Kelucharan Mohapatra. <p><u>INSTRUMENTAL MUSIC:</u></p> <p>Origin of Indian Music – A brief description</p> <p>-Knowledge look I’m acquisition</p> <p>Playing Techniques of all</p>	<p>Introduction of the medium - understanding and realisation of shapes in real - relief, high relief, three dimensional objects, like Elephant Skill- concentration, motor skill</p>	<p>Introduction of Indian Artist – Jamini Roy(2-3 figures) Using poster colours Skill- Exploring different techniques mediums and elements of art. -Recognize an artist’s work</p>	<p>GK</p> <p>April: Plants: - Medicinal plants - Insectivorous plants - Marine Water Plants</p> <p>May: Books and Authors: - Characters from the books - Literary Genre - Adventure Stories lines</p> <p><u>Computer Science</u> Python Turtle 1-Introduction to Python Turtle</p>	<p>Game: Basketball Skills:</p> <ul style="list-style-type: none"> • Ball handling • Dribbling • Passing <p>Recreational Games - Lords of the ring (dribbling) - Count and pass (passing game)</p>

<p>dislikes Puppet talk: (Book week) In a group of 4 students will make 2 hand puppets and create dialogues/conversation between the puppet characters. (Observation and listening skills) Embracing Resilience: Overcoming Challenges</p>  <p>Students will be asked to speak about what challenges they have gone through and how they faced it? (Speaking Skills)</p> 	<p>modulations Facial expressions</p> <p>Students will show the facial expressions of various emotions like upset, excited, frowning, angry etc.</p>  <p>नाट्य मंच नाटक, काव्य का एक रूप है। जो रचना श्रवण द्वारा ही नहीं अपितु दृष्टि द्वारा भी दर्शकों के हृदय में रसानुभूति कराती है उसे नाटक या दृश्य-काव्य कहते हैं। नाटक में श्रव्य काव्य से अधिक रमणीयता होती है। श्रव्य काव्य होने के कारण यह लोक चेतना से अपेक्षाकृत अधिक घनिष्ठ रूप से संबद्ध है। नाट्यशास्त्र में लोक चेतना को नाटक के लेखन और मंचन की मूल प्रेरणा माना गया है। नाट्य विधा के नव रस नाट्य शास्त्र के विभिन्न नौरसों से छात्रों को परिचित करवाया जाएगा जैसे - वीर , अद्भुत , करुण , हास्य , भृंगार , रोद्र , शांत</p>	<p>types of melody instruments & percussion instruments</p> <p>Practical Application</p> <p>Learning Rabindra sangeet “Fule Fule Dhole Dhole & Ananda Loke Mongola Loke” using western chords.</p> <p>Playing songs with increasing difficulty level</p> <p>Handling of drumsticks in a proper manner. Identifying the correct keys.</p> <p>Understanding, Using and Playing the instruments in a correct way</p> <p>Introducing eminent music personality Ustad Amjad Ali Khan and his sons Amaan & Ayaan Ali Bangash (Sarod)</p> <p>Vocal Music : -Alankar 3/3, 4/4 -Distinguish between musical notes -Vocal personality Asa Singh Mastana -Rabindrasangeet: Phulay Phulay</p>	<p style="text-align: center;">TAGORE INTERNATIONAL SCHOOL EAST OF KAILASH, NEW DELHI</p>	<p>2-Programming with Turtle a- Forward b- Backward c- Right d- Left e- bgcolor f- title g- .shapsize h- pensize i- shape() j- home() k- stamp()</p>	
---	---	--	---	--	--


		,भयानक एवं वीभत्स प्रत्येक रस का अपना विशेष महत्त्व है	Dholay Dholay -Memorize the lyrics -Taal : Kharwa -Coordination				
July	<p>Green Growth, Resources and Resilience(Earth Day)</p>  <p>Students will be asked to speak a few lines about how to save our earth and how we can create awareness in people about 5 R's</p>	<p>My Favourite character Role play any character from any story (that embraced resilience and came out as a winner)and present a monologue</p> <p>Miming exhibition Spread happiness- Present mime without a dialogue delivery on the topic Embracing resilience.</p>	<p><u>Dance</u></p> <ul style="list-style-type: none"> • Revision of previous lessons. • 5, 3 & 1 steps "chakkar". • New 'tihai' no 6 of kathak. • One inspirational patriotic dance (Aao hum sab hath milaye). • About Odissi costumes & accessories. <p><u>Instrumental Music</u></p> <ul style="list-style-type: none"> • Origin of Indian Music – A brief description - Knowledge acquisition • Learning Italian song "Bella Ciao" <p><u>Vocal Music</u></p> <ul style="list-style-type: none"> • Alankar: 2/2 • Unity song- Ye Mandiron Ka Desh Hai. 	<p>Making Camel Skill- concentration, motor skill</p>	<p>Work based on the paintings of Spanish artist- Pablo Picasso using poster colours Skill- -Exploring different techniques mediums and elements of art. -Recognize an artist's work</p>	<p><u>G.K</u> Animals: - Endangered and Extinct animals - Animals Super Senses - Migratory Animals/Birds - National Parks and Sanctuaries</p> <p>About India: - Indian Cuisine - Folk and Classical Dance</p> <p><u>Computer Science</u> Python Turtle -for loop</p>	<p>Table Tennis</p> <ul style="list-style-type: none"> • Types of grip • Ball tapping • Simple service

			<ul style="list-style-type: none"> Sing in harmony 				
August	<p>Hot seat- India Independence Students will create a quiz on powerpoint on the Independence of India and conduct the quiz in class.</p>  <p>Stories from my childhood Students will think of any story and narrate in their own words</p>  <p><small>shutterstock.com · 547470640</small></p>	<p>Enactment of emotions-Choose any one emotion and create a short skit around it to showcase the presentation (group activity).</p>  <p><small>BLACKLINES INCLUDED 300 DPI PNG FORMAT</small></p>	<p>Dance</p> <ul style="list-style-type: none"> Revision of previous lessons. New “Tukra” of kathak. Last part of the inspirational patriotic dance (Aao hum sab hath milaye). One classical composition of kathak (Tarana Yaman). <p>Instrumental Music</p> <ul style="list-style-type: none"> High notes, Low notes & Tenor Notes Finger Positions on keyboard, Guitar Single Beat, Double Beat, Triple Beat etc. 123 123 123 123 13 1 3 1 3 1 3 etc. Comprehending various practical aspects of keyboard and beats/rhythm Learning patriotic song “Kadam kadam badaye Jaa”. 	<p>Making Leopard Skill- concentration, motor skill</p>	<p>Continued with the artist</p>	<p>G.K More About India: - Indian Folk Music - Museums and Monuments</p> <p>India and the World: - World Heritage Sites - Mountains, Rivers and Waterfalls - Natural and Man-made Lakes</p> <p>Computer Science Python Turtle -for loop continues</p>	<p>Foot Ball</p> <ul style="list-style-type: none"> Toe Tap Dribbling Long Passe Short Pass

TAGORE INTERNATIONAL SCHOOL
EAST OF KAILASH, NEW DELHI



			<ul style="list-style-type: none"> - Application of theoretical concepts according to beats <p><u>Vocal Music</u></p> <ul style="list-style-type: none"> • Alankar: 3/3 • Patriotic song: Yeh Hai Mera Hindustan • Learning together 				
September	<p>Just a minute- Open a topic, note and speak on the topic given.</p> <p>Practice for the class presentation</p> <p>Rhyme time- Students will read a poem with confidence, clarity and voice modulation</p>	<p>Stop bullying- students will watch a short video on bullying. They will present a short skit(roleplay) on bullying</p>	<p><u>Dance</u></p> <ul style="list-style-type: none"> • Revision of previous lessons. • Last part of the classical composition of kathak (Tarana Yaman). • Practice of “Asamyukta hasta mudras”. • Theory of “Tin taal” with few definitions of rhythm. <p><u>Instrumental Music</u></p> <ul style="list-style-type: none"> • Keyboard playing practices <p>CDEF DEFG EFGA FGAB SRGMP RGMPD GMPDN MPDNS etc.</p> <ul style="list-style-type: none"> - Follow finger positioning on keyboard • Learning theme music 	<p>Making Deer Skill- concentration, motor skill</p>	<p>Elements of Art- Typographical Design in the shape of a bird or animal Skill- Exploring different techniques mediums and elements of art. -Value visual thinking and creative problem solving in art.</p>	<p><u>G.K</u></p> <p>Mid- Terms</p> <p><u>Computer Science</u> Python Turtle -while loop</p>	<p><u>Throw Ball</u></p> <ul style="list-style-type: none"> • Service • Catching

			<p>of "Pirates of the Caribbean"</p> <ul style="list-style-type: none"> - Application of western notes <p><u>Vocal Music</u></p> <ul style="list-style-type: none"> • Bhajan: Vaishnava Jana Toh • One song for Samanjasya • To develop the correct style of singing the Bhajan. 				
October	<p>Show and Tell: Students will bring their favourite object and speak few lines on it</p> <p>Annual Performing Art Festival- 'Samanjasya' preparations</p>	<p>Steps to build resilience- Watch a short video and give inputs for the presentation.</p>	<p><u>Dance</u></p> <ul style="list-style-type: none"> • Revision of previous lessons. • New 'toda' in kathak. • Folk dance of south india: "Karakattam". • "Asamyukta hasta mudras" with their use in dance. <p><u>Instrumental Music</u></p> <ul style="list-style-type: none"> • Meter – Beat & Rhythm • Duration – long & short • Tempo – Fast & Slow • Dynamics – Sound & Silence • Pitch – High & Low 	<p>Making Slag Skill- concentration, motor skill</p>	<p>Continued with the typography</p>	<p><u>G.K</u> Festivals: - National festivals - Religious festivals - Harvest festivals</p> <p><u>Computer Science</u> Introduction to App Inventor:</p> <ul style="list-style-type: none"> • What is an app? • Examples of apps. • Designer: <ul style="list-style-type: none"> ✓ Palette ✓ Viewer 	<p><u>Throw Ball</u></p> <ul style="list-style-type: none"> • Service • Catching

			<ul style="list-style-type: none"> • Texture – Thick & thin, Solo & Group - Learning the theoretical aspects of the dynamics of music • Learning English Song “March of the Treaders” - Application of western notes <p><u>Vocal Music</u></p> <ul style="list-style-type: none"> • Patriotic Song: Majhab se tho majhab ko • Introduction to vocal personalities • Listening 			<ul style="list-style-type: none"> ✓ Properties • Block Editor • Screen • Creating Button <ul style="list-style-type: none"> ○ Alignment • Adding Image <ul style="list-style-type: none"> ○ Fill parent ○ Pixels ○ percent 	
<p>November</p>	<p>Debate Time- Is resilience crucial for success?</p> <p>Is resilience Good or Bad?</p>  <p>Rehearsals for the class presentation ‘Samanjasya’</p>	<p>Distributing roles for the Annual presentation.</p> <p>Practice dialogue delivery basic requirements of an effective dialogue delivery</p>	<p><u>Dance</u></p> <ul style="list-style-type: none"> • Revision of previous lessons. • Last part of the folk dance: “Karagattam”. • Preparation for “Samanjasya”. <p><u>Instrumental Music</u></p> <ul style="list-style-type: none"> • Technical Knowledge of Melody Instruments • Technical Knowledge of Rhythm Instruments • Learning beats in the style of 4/4. 	<p>Making Sheep Skill- concentration, motor skill</p>	<p>Folk art of Madhya Pradesh- Gond Skill-</p> <ul style="list-style-type: none"> - Exploring different techniques, mediums and elements of art. -Balancing colours and shapes. 	<p><u>G.K</u> Sports and Games:</p> <ul style="list-style-type: none"> - Indian Traditional Games - Adventure Sports - Legendary Sportspersons <p><u>Computer Science</u></p> <p>App Inventor continued Creating label</p>	<p><u>Athletics</u></p> <ul style="list-style-type: none"> • Sprint • Broad jump • Ball throw • Relay



TAGORE INTERNATIONAL SCHOOL
EAST OF KAILASH, NEW DELHI

			<ul style="list-style-type: none"> - Understanding Technicalities of instruments • Beats of Indian National Anthem, VandeMatram, we shall overcome/Hum Honge Kamyab, Sare jahan se achcha - Learning to play known songs to develop self confidence • Learning “Bharat humko jaan se pyara hai” with chords & full rhythm • Getting an idea about fusion music 				
			<p style="text-align: center;">Vocal Music</p> <ul style="list-style-type: none"> • Unity song: Ye Waqt ki Awaaz Hai Milke Chalo • Samanjasya 				
December	<p>Final rehearsal for the class presentation ‘Samanjasya’</p> 	<p>Practice dialogue delivery rehearsals of dialogues with expressions and voice modulation (stage direction and coordination)</p>	<p>Dance</p> <ul style="list-style-type: none"> • Preparation for “Samanjasya”. <p>Instrumental Music</p> <ul style="list-style-type: none"> • Learning beats in the style of $\frac{3}{4}$ i.e., triple beats • Learning an Indo-Arabic composition with chords. - Application of basics of Fusion music 	<p>Making Human Head Skill-concentration, motor skill</p>	<p>Continued with the folk art</p>	<p>G.K Natural Resources: - Renewable and Non-Renewable Sources of Energy</p> <p>Natural Calamities - list of natural</p>	<p>Volley Ball</p> <ul style="list-style-type: none"> • Simple • Underhand service • Under arm pick

- Playing Christmas carols silent night & we wish u a merry Christmas
- Applying western notes.

Vocal Music

Practice for Samanjasya


calamities and damage caused by it
- precautions
App Inventor continued

Computer Science

1. Adding background
 - Background of screen
 - Background of button
 - Background of label
2. Textbox
3. Set texttospeech speak block
4. Set texttospeech pitch block
(Change tone of the speech)



**TAGORE INTERNATIONAL SCHOOL
EAST OF KAILASH, NEW DELHI**

<p>January</p>	<p>My learning curve: Speak about the learnings and goals- Students will speak whatever they have learnt this year and will set goals for the next year (Speaking and Observation skills)</p> <p>My reflections- Students will watch the video of Saamanjasya and critically assess and give feedback.</p>	<p>Shark Tank in a group of four Students will act like a Shark and present a show(shark and pitch a product)</p> 	<p><u>Dance</u></p> <ul style="list-style-type: none"> • Revision of previous lessons. • New “Tukra”. • Kathak composition “Kavittya”. <p><u>Instrumental Music</u></p> <ul style="list-style-type: none"> • Learning the patterns in different sections according to the theme. • Learning “Itni shakti humein dena data” - Applying combinations of patterns of music in specific and different themes. <p><u>Vocal Music</u></p> <ul style="list-style-type: none"> • Unity Song – Tu Zinda Hai • Sensitivity towards people. • Taal 	<p>Making Crowned Head Skill- concentration, motor skill</p>	<p>Mosaic painting using sketch pens Skill- -Exploring different techniques mediums and elements of art.</p>	<p><u>G.K</u> Space: - Solar System - Moon And Its Phases - Natural and Man-Made Satellites</p> <p><u>Computer Science</u></p> <p>App Inventor continued</p> <p>1. Layout</p> <ul style="list-style-type: none"> • Horizon talarrangement • Vertical arrangement <p>2. Math block</p>	<p><u>Cricket/Baseball</u></p> <ul style="list-style-type: none"> • Throwing • Catching • Running • Batting
<p>February/March</p>	<p>Newsreader- Students will choose any one piece of news and enact as a news reader</p>	<p>Standup comedy Students will present a short self-written script to make others laugh</p>	<p><u>Dance</u></p> <ul style="list-style-type: none"> • Revision of previous lessons. • Practice of all previous songs. • Reciting process of “Tin Taal” with “Tali-Khali” 	<p>Making Crowned Head Skill- concentration, motor skill</p>	<p>Continued with the Mosaic painting</p>	<p><u>G.K</u> Movies and Entertainment: - Children/Animated Movies - Famous Movies and Movie Characters</p>	<p><u>Cricket/Baseball</u></p> <ul style="list-style-type: none"> • Running • Throwing • Catching • Batting

			<p><u>Instrumental Music</u></p> <ul style="list-style-type: none"> • Combining all different sections & patterns & playing them. • Appropriate interpretation - Understanding and judging pattern progression • Learning “Rondo Alla Turca” – Mozart • Applying the theoretical concept <p><u>Vocal Music</u> Revision of songs</p>			<p>- Legendary/Famous Actors App Inventor continued</p> <p><u>Computer Science</u></p> <p>1. Layout</p> <ul style="list-style-type: none"> • Horizon tal arrangement • Vertical arrangement <p>2. Math block</p>	
--	--	--	---	--	--	---	--



TAGORE INTERNATIONAL SCHOOL
EAST OF KAILASH, NEW DELHI