





Co- Scholastic Syllabus for Class I Session 2025-26

Month	Public Speaking	Theatre	Performing Art Dance / Vocal Music / Instrumental Music	Clay Modelling	Art	GK/ Computers	Physical Education
April /May Sunshine of Positivity	<p><u>Introducing the club/ purpose of forming the club</u></p> <p>All about me (Tell me something interesting about yourself) (I speak activity)</p> <p>Interview session Familiarizing students with voice modulation, maintaining eye contact while speaking.</p> <p>Ted talks (I speak activity)</p>	<p><u>Name game with action</u></p> <p>Introduction and applause</p>  <p>Each child has to introduce himself/herself by saying, "My name is [Name]!" and then perform an action (e.g., jumping, spinning, clapping). The whole group repeats:</p>	<p><u>DANCE:</u></p> <p>> Will start with 'Pranam'. > 'Tatkar' of tin taal. > Basic movements of kathak.- a) 'Urdha kon suchi', b) 'Madhya kon suchi', c) 'Tala kon suchi', d) 'Samatal' > One dance of Tagore song: (jhoom jhoom...).</p> <p>-----</p> <p><u>INSTRUMENTAL MUSIC:</u></p> <p>•Introduction of Musical Instruments</p>	<p>> Basic understanding of Organic and Geometric Shapes and forms,</p> <p>practice in Clay.</p>	<p>Introduction of line, shapes and primary Colours through the paintings of Dutch artist-Piet Mondrian</p>	<p><u>G.K.</u></p> <ol style="list-style-type: none"> 1. Who are you? 2. Stories 3. Rhymes 4. Current affairs 5. Quiz (Who's who) <p><u>Computers</u> Mouse Handling MS Paint Initiating MS Paint □ How to open MS Paint □ Introduction to Tools of MS Paint □ Pencil ,Eraser, Text, Brush, color palette, Fill with color, Line, Rectangle, ellipse Features of MS paint window</p>	<p>BUILDING THE FOUNDATION Introduction to basic safety rules during physical activities.</p> <ol style="list-style-type: none"> 1)Boundary and different commands. 2)Line formation 3)Instruction about levels (low, medium, high) 4)Personal space (with

	<p>https://youtu.be/2KoVNQz2BaM?si=29U6mZkhZZJ8AowN</p> <p>Sunshine of positivity</p> <p>Role play- helping each other</p> 	<p>"Your name is [Name]!" while copying the action.</p> <p>Funny Faces (Ice breaker activity)</p>  <p>Students stand in a circle and make a funny face /expression turn by turn. Each child has to mimic the previous expression and make a new one (observation skills)</p> <p>Hot seat</p>  <p>Interview session by students (introduce themselves) One student sits in the Hot Seat.</p>	<p>along with Percussion instruments namely keyboard, guitar, congo, maracus and tambourine</p> <p>-Knowledge</p> <p>•Familiarization of musical instruments</p> <p>Identification of various instruments</p> <p>•Learning & playing Sargams</p> <p>SRGMPDN</p> <p>SNDPMGR</p> <p>CDEFGAB</p> <p>BAGFEDC</p> <p>-Finger Positioning</p> <p>•Learning western notes</p> <p>-Identification of notes</p>			<ul style="list-style-type: none"> ▯ File tab o Save o open ▯ Home tab ▯ Line tool ▯ Brush tool ▯ Other shapes o Triangle o Stars o Callouts 	<p>spot marker or without spot markers)</p> <p>5)Different ways of making partners. (Thumb to Thumb) (Toe To Toe)</p> <p><i>-Exploring different types of movements (running, jumping, hopping, skipping).</i></p> <p>1)speed (slow, medium, fast).</p> <p>2)track running(flat race) 50 metres</p> <p>3)Bunch start</p> <p>4)obstacle</p>
--	--	--	--	--	--	--	--

		<p>The rest of the class (or the teacher) takes turns asking questions. (speaking skills and logical thinking)</p>	<p>----- -</p> <p><u>VOCAL MUSIC:</u></p> <p>Introduction of Seven Musical Notes: S R G M P D N S/S N D P M G R S</p> <p>Sargam song: Sa Se Sagar Ki Leherein</p> <p># Recognition of musical notes</p> <p>Hindi Prayer: Shanti Do Hey Prabhu</p> <p>#Memorize the lyrics</p>				<p>course(zig zag running, jumping over hurdles, crawling through diggers)</p> <p>THEME-BASED ACTIVITY</p>
--	--	--	--	--	--	--	--