




**Co- Scholastic Syllabus for Class IV Session 2025-26**

Month	Public Speaking	Theatre	Performing Art Dance / Vocal Music / Instrumental Music	Clay Modelling	Art	GK/ Computers	Physical Education
April /May	<b>Basics of Public Speaking</b> Students will be made aware of the essential qualities needed for public speaking, i.e. speech, expression, confidence, body language, voice modulations, etc.    <b>Self- Presentation (Ice- breaking activity)</b> Students will be	<b>Basic tenets of theatrics</b> Students will be made aware of the basic qualities needed for acting i.e. dialogue delivery, expression, confidence, body language, voice modulations    <b>Self Introduction</b> Students will be asked to introduce themselves in a non conventional manner which will include their likes and dislikes	<b>DANCE:</b> > 'Tatkar' of tin taal with more speed. > Basic movements of Kathak with names. > New 'tukda' of kathak. > Tagore dance: (Phagun haway haway...). > Introduction of a famous Bharatanatyam Guru: Raja Radha Reddi.  ----- <b>INSTRUMENTAL MUSIC:</b>  <b>•Definition of Music, &amp; Forms of Music</b>	> Vegetables in round within a basket,  > reference Renaissance Still life painting.	<b>Introduction of French Impressionist Artist – Claude Monet using finger printing technique.</b>	<b>G.K.</b> Countries and Capitals Different Cuisines Flags and Currency  India- states and capitals Food of different states  <b>Computers</b> Python -Introduction to Python -print command -comments -indentation	<b>Game: Football</b> Skills: - • Top tap • Side tap • Passes • Dribble the ball  - ONE TOUCH PASS

asked to introduce themselves using an adjective that describes them the best and starts with the same letter as their first name. For example, “Kind Kiara”.

### Speech on “My Favourite Literary Character” (Book Week)

Students will give a short speech about their favourite literary character’s traits, appearance, motivations and significance in the story using examples from the book to illustrate these traits.



### Facial expressions

Students will show the facial expressions of various emotions like upset, excited, frowning, angry etc



-Knowledge of terminologies

•Playing Techniques of all types of instruments

-Knowledge about various instruments


•Learning beats & taals in multiples of 2&4, Change of tempo or laya

-Familiarity with beats

•Learning Rabindra sangeet “Ananda loke Mangala loke”. Understanding of beats, rhythm, Indian and western notes.

-Comprehending the use of Keyboard and playing simple songs.

-Learning of songs

	<p><b>Embracing Resilience: Overcoming Challenges</b></p> <p><b>Resilience Role Models</b></p> <p>Students will research and speak about individuals who have demonstrated remarkable resilience in their lives. They can share anecdotes, quotes and lessons learnt from these role models.</p> 		<p>and making sense of beats and rhythm.</p> <p>-----</p> <p><b><u>VOCAL MUSIC:</u></b></p> <p>Alankar: 2/2 # Differentiate the musical notes Rabindrasangeet : Mera Man Megh Ka Sathi English prayer # Memorize the lyrics Taal: Kaharwa #Coordination</p>				
--	---	--	---	--	--	--	--