




**Class II**  
**PARENTS SYLLABUS 2025 – 2026**

MONTH & THEME	ENGLISH	MATH	GENERAL AWARENESS	HINDI
<b>July</b>  <b>Value</b>  Rise With Respect (for farmers and cooks)  <b>Life Skills</b>  <b>Mind Mirror</b> <b>(Self Awareness)</b>  <b>Gender Sensitization</b>  Cooking Together  <b>Health and Wellness</b>  Don't wait, hydrate!!	<b>Course Book and Workbook</b>  <b>The Wind And the Sun</b>  -reading  -explanation  - word meanings  - sentence making  -question and answer  <b>Poem-Copycat</b>  <b>Little Legends Book</b>  -Two Cats and a Monkey  <b>Grammar:</b>	<b>Numbers till 400</b>  -Odd and even  -Ordinals  -Comparison of numbers  -Forms of numbers  <b>Computation</b>  <b>Addition</b>  - Properties of addition	<b>The Food We Eat</b>  -Kinds of food  -What food does?  -Classification of food- for growth, energy & health  - Some Healthy Eating Habits    <b>Activity : Recipe Riddle</b>	<ul style="list-style-type: none"> <li>● कविता - नन्हा घोड़ा</li> <li>● (सस्वर वाचन)</li> <li>● कहानी - बदल गई सुहानी</li> <li>● (पाठ - पठन) तथा पाठ पर आधारित अभ्यास कार्य</li> <li>● समान अर्थ वाले शब्द</li> <li>● अनुस्वार /अनुनासिक</li> <li>● में /में -है /हैं -कि/की का प्रयोग</li> <li>● वचन</li> <li>● अनुच्छेद लेखन</li> <li>● अपठित गद्यांश</li> <li>● श्रुतलेख और शब्दावली</li> </ul>

<p>(stay hydrated)</p>	<p>-Use of a, an and the</p> <p>--Describing words</p> <p><b>Comprehension</b></p> <p><b>Activity: Marvelous Me!</b></p> <p><b><u>Learning Outcomes:</u></b></p> <p><b>Each student will be able to-</b></p> <p>-<b>read</b> sentences from the story with correct pronunciation and intonation.</p> <p>-<b>respond</b> to comprehension questions based on the story.</p> <p>-<b>identify</b> the characters and sequence of events in the story.</p> <p>-<b>express</b> verbally or in writing his/her opinion about the story or the characters.</p> <p>-<b>answer</b> the questions by using textual pieces of evidence from the story.</p> <p>-<b>recite</b> lines of the poem with actions.</p>	 <p><b>Card Addition War</b></p>  <p>- Addition of single, double, and three digit numbers without regrouping.</p>	<p>(Spatial Intelligence)</p> <p><b><u>Learning Outcomes:</u></b></p> <p><b>Each student will be able to-</b></p> <p>-<b>identify</b> and draw various food items having primary colours using their knowledge of art.</p> <p>-<b>list</b> food items of different shapes.</p> <p>-<b>describe</b> a fruit or vegetable in sentences of their own.</p> <p>-<b>list</b> the healthy eating habits they follow after discussion with their family.</p> <p>- <b>observe</b> and list the activities and processes taking place in the kitchen.</p> <p>-<b>categorize</b> food under the correct headings. (energy giving, body building and protective food)</p> <p>-<b>list</b> sources of food.</p> <p>-name the three meals of the day.</p> <p>-<b>suggest</b> ways to avoid wastage of food by illustrating different examples.</p> <p>-<b>create</b> a beautiful pattern using, vegetable printing method.</p>	<ul style="list-style-type: none"> <li>मात्रा अभ्यास</li> </ul> <p><b>मनोरंजक गतिविधि –</b></p> <p><b>स्वाद भी और सेहत भी - घर से सब्जियों या फलों का सलाद बनाकर लाए और पोषक तत्वों के बारे में कक्षा में बताए ।</b></p> <p><b>कौशल-</b></p> <p>-तार्किक विचार</p> <p>-निरीक्षण</p> <p>-संचार/बोलना</p> <p>-निरीक्षण</p> <p><b>योग्यता विस्तार –</b></p> <p><b>भाषीय , व्यक्तिगत , अनुभवात्मक</b></p>
------------------------	---	--	--	---

- spell new words from the lesson.
- **read** sight words with correct pronunciation.
- suggest words to describe their favourite food/dish .



(Spatial intelligence)

### Skills

- reading
- writing
- speaking

- Addition of two numbers with regrouping

### Activity: Number Ninja

(Logical intelligence)

### Learning Outcomes:

**Each student will be able to-**

**identify** and list numbers till 400 sequentially.

- read and write two and three digit numerals correctly.

- **compare** numbers till 400 for their value, based on their place value.

- **identify** the correct symbol(<,>=) to be used after comparing the numerals correctly.

- **state** properties of addition correctly.

- **check** the addition by changing the order of numbers correctly.

- add up to three 1-digit and 2-digit and 3-digit numbers without regrouping.

(Spatial Intelligence)

### Skills

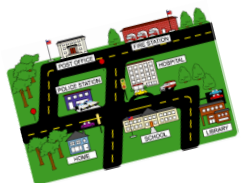
- observation and reporting
- explanation
- classification
- questioning
- experimentation

	-critical thinking	- add up to three 1-digit and 2-digit numbers with regrouping.  <b>Skills</b> -writing -observation -reasoning -speaking -logical -computation		
<b>August</b>  <b>Value</b> Share the Love (Charity)  <b>Life Skills</b> <b>Speak Spark</b> <b>(Effective Communication)</b>  <b>Gender Sensitization</b>	<b>Course Book and Workbook</b>  <b>-The Test</b> -reading -explanation -word meanings -sentence making -question and answers  <b>Little Legends Book</b>	<b>Number Concepts</b> (Numbers till 600) -Ascending and descending numbers -Before after and between numbers -Expanded form  <b>Computation</b>  <b>Addition</b>	<b>The Clothes We Wear</b> - Importance of clothes - Clothes and seasons - Uniforms and costumes -Dressing manners -Sources of clothes -Celebrating India -Seasons	<ul style="list-style-type: none"> <li>● कहानी - आओ ,लगाए आम का बाग पठन-पाठन तथा पाठ पर आधारित अभ्यासकार्य</li> <li>● कविता - मीठा झगड़ा सस्वर वाचन</li> <li>● अनुच्छेद लेखन</li> <li>● अपठित गद्यांश</li> <li>● श्रुतलेख और शब्दावली</li> </ul>

Who Wears What?


**Health and Wellness:**

- Right Clothes for right activity



**Poem- Wake Up Time**

**Grammar**



-Describing words

-Pronouns

use of me, you, she, he, her, it, us, them

**Picture composition**

**Comprehension**

**Activity: Together We Can**

**Learning Outcomes:**

**Each student will be able to-**

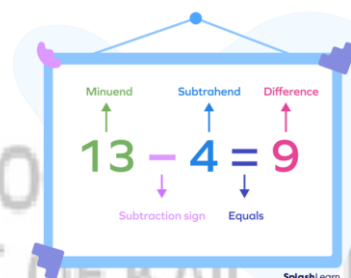
- read** sentences from the story with correct pronunciation and intonation.

- Addition of two and three digit numbers with regrouping.

- Story questions of addition

- Addition of money

**Subtraction**



- words related to subtraction

- subtraction of 2 and 3 digit numbers without regrouping
- properties of subtraction

**Activity- Number Bonds**

**People in our lives**



**Activity: Fast Fashion Relay**

(Bodily Kinesthetic Intelligence)

**Learning Outcomes:**

**Each student will be able to-**

-**tell** the importance of wearing clothes based on their experience.

-**differentiate** between clothes of present and past (what they wear and what grandparents used to wear).

-**identify** fabrics of clothing worn according to different seasons.

- name people who wear uniforms.

- लिंग

- आधे अक्षर वाले शब्द
- मात्रा अभ्यास
- मनोरंजक गतिविधि-



**मुखौटों में एकता**

**कौशल-**

-तार्किक विचार

-निरीक्षण

-संचार/बोलना

-निरीक्षण

**योग्यता विस्तार –**

**भाषीय , व्यक्तिगत , अनुभवात्मक**

-**respond** to comprehension questions based on the story.

-**identify** the characters and sequence of events in the story.

-**express** verbally or in writing his/her opinion about the story or the characters in 3-4 lines.

-**answer** the questions by using textual pieces of evidence from the story.

-**recite** lines of the poem with actions.

-**compose** and write simple, short sentences with space between the words.

- spell new words from the lesson.

- read sight words with correct pronunciation.

-identify describing words from the passage.

-**identify** pronouns in the given sentences.



(Logical, spatial intelligence)

### Learning Outcomes:

- **identify** and list numbers till 600 sequentially.

- read and write three digit numerals correctly till 600.

- **compare** numbers till 600 for their value, based on their place value.

- **identify** the correct symbol(<,>=) to be used after comparing the numerals correctly

-**design** paper shirts using origami.

- fold the clothes and arrange them in their cupboards.

-**describe** their favourite dress in a few lines.



### **Skills**

- analysis


- identifying

- concern for Justice and Equality



- expression

	<p>(MI-spatial, linguistic)</p> <p><b>Skills</b></p> <ul style="list-style-type: none"> <li>-reading</li> <li>-writing</li> <li>-speaking</li> <li>-comprehending</li> <li>-reasoning</li> <li>-logical</li> </ul>	<ul style="list-style-type: none"> <li>- <b>state</b> the properties of subtraction correctly.</li> <li>- <b>solve</b> simple daily life problems using subtraction.</li> <li>- subtract up to two 1-digit ,2 digit and 3-digit numbers without regrouping.</li> </ul> <div data-bbox="844 561 1133 983" data-label="Image"> </div> <p><b>Skills</b></p> <ul style="list-style-type: none"> <li>-writing</li> <li>-observation</li> <li>-reasoning</li> <li>-speaking</li> <li>-logical</li> <li>-computation</li> </ul>		
--	--	--	--	--

<p><b>September</b></p> <p><b>Value</b></p> <p>Everyone matters</p> <p>(Dignity of individual)</p> <p><b>Life Skills</b></p> <p><b>Decision Dash</b></p> <p><b>(Decision making)</b></p> <p><b>Gender Sensitization</b></p> <p>Chore Wheel</p> <p>(work we do in house)</p> <p><b>Health and Wellness :</b></p> <p>Clean Up Challenge</p> <p>(related to cleanliness of the house)</p>	<p><b>Course Book and Workbook</b></p> <p><b>-The Spider's Lesson</b></p> <p>-reading</p> <p>-explanation</p> <p>-word meanings</p> <p>-sentence making</p> <p>-question and answers</p> <div data-bbox="432 598 813 1177"> <p><b>Action Words</b></p> </div> <p><b>Activity - Pick and perform</b></p> <p>Poem: What is Pink?</p>	<p><b>Number concepts till 800</b></p> <p>-Comparison of numbers</p> <p>- Place value and face value</p> <p><b>Computation Subtraction</b></p> <p>- Properties of subtraction</p> <p>-Subtraction of 2 and 3 digit numbers with regrouping</p> <p>-Subtraction with and without regrouping using 0 and 1</p> <p><b>Activity: Chair Challenge</b></p> <p>(Bodily Kinesthetic and Musical intelligence)</p> <p><b><u>Learning Outcomes:</u></b></p>	<p><b>The Houses We Live in</b></p> <p>- Types of houses</p> <p>- Ways to keep the house clean</p> <p><b>Activity : Design Your Dream Home</b></p> <p>(Interpersonal Intelligence)</p> <p><b>Places in our neighbourhood and evolution</b></p> <p>*School</p> <p>*Hospital</p> <p>*Pharmacy</p> <p>*Market</p> <p><b>PLACES IN OUR NEIGHBOURHOOD</b></p>	<ul style="list-style-type: none"> <li>● कहानी – सबसे प्यारा घर</li> <li>● पठन-पाठन तथा अभ्यासकार्य</li> <li>● पेड़ लगाओ ऐसा</li> <li>● मात्रा अभ्यास</li> <li>● र के रूप</li> <li>● विलोम शब्द</li> <li>● अनुच्छेद लेखन</li> <li>● अपठित गद्यांश</li> <li>● श्रुतलेख और शब्दावली</li> </ul> <p><b>रचनात्मक गतिविधि -</b></p> <p><b>-पारिवारिक वृक्ष</b></p> <ul style="list-style-type: none"> <li>● स्वस्थ जीवन शैली पर चर्चा</li> </ul> <p><b>कौशल-</b></p>
--	--	---	--	--

<p><b>Little Legends Book</b></p> <p>-Tenali Raman and the Thieves</p> <p><b>Grammar</b></p> <p>-is, am, are</p> <p>-punctuation</p> <p>-action words</p> <p><b>Picture composition Comprehension</b></p> <p>( Kinesthetic, verbal intelligence)</p> <p><b>Each student will be able to-</b></p> <p>-<b>read</b> sentences from the story with correct pronunciation and intonation.</p> <p>-<b>respond</b> to 2-3 comprehension questions based on the story.</p> <p>-<b>identify</b> the characters and sequence of events in the story.</p>	<p><b>Little Legends Book</b></p> <p>-Tenali Raman and the Thieves</p> <p><b>Grammar</b></p> <p>-is, am, are</p> <p>-punctuation</p> <p>-action words</p> <p><b>Picture composition Comprehension</b></p> <p>( Kinesthetic, verbal intelligence)</p> <p><b>Each student will be able to-</b></p> <p>-<b>read</b> sentences from the story with correct pronunciation and intonation.</p> <p>-<b>respond</b> to 2-3 comprehension questions based on the story.</p> <p>-<b>identify</b> the characters and sequence of events in the story.</p>	<p>- <b>identify</b> and list numbers till 800 sequentially.</p> <p>- read and write three digit numerals correctly till 800.</p> <p>- compare numbers till 800 for their value, based on their place value.</p> <p>- <b>identify</b> the correct symbol(&lt;,&gt;=) to be used after comparing numerals correctly.</p> <p><b>state</b> the properties of subtraction correctly.</p> <p>- <b>solve</b> simple daily life problems using subtraction.</p> <p>- subtract up to two 1-digit ,2 digit numbers with regrouping.</p> <p>- <b>analyze</b> and apply appropriate number operations in at least 1 situation/context.</p> <p><b>Skills</b></p> <p>-writing</p>	 <p><b>Learning Outcomes:</b></p> <p><b>Each student will be able to-</b></p> <p>-<b>justify</b> the need for hospitals near our houses</p> <p>- <b>make a list</b> of ways to improve our neighborhoods, for example, build a park with toys, have more sidewalks to ride bikes on, clean up the trash, etc</p> <p>-<b>describe</b> the need and importance of a house based on their experience</p>	<p>-तार्किक विचार</p> <p>-निरीक्षण</p> <p>-संचार/बोलना</p> <p>-निरीक्षण</p> <p>योग्यता विस्तार –</p> <p>भाषीय , व्यक्तिगत , अनुभवात्मक</p>
--	--	--	---	--


<p><b>Skills</b></p> <p>-reading</p>	<p><b>-express</b> verbally or in writing his/her opinion about the story or the characters in 3-4 lines.</p> <p><b>-answer</b> the questions by using textual pieces of evidence from the story.</p> <p><b>-recite</b> lines of the poem with actions.</p> <p><b>-compose</b> and write simple, short sentences with space between the words.</p> <p><b>- spell</b> new words from the lesson.</p> <p><b>- read</b> sight words with correct pronunciation.</p> <p><b>-identify</b> the different punctuation marks and use them at the correct places.</p>	<p>-observation</p> <p>-reasoning</p> <p>-speaking</p> <p>-logical computation</p>	<p><b>-differentiate</b> between temporary and permanent houses based on textual knowledge</p> <p>--make a list of materials used in building houses by observing their house</p> <p><b>-describe</b> their favourite room by pasting pictures of the things found there.</p> <p>-make a plan to keep the house clean after discussing with family members.</p> <p><b>-suggest</b> ways to help people without homes.</p> <p><b>-identify</b> and write about different types of houses people have in different places after watching ppt.</p>	
--------------------------------------	--	--	---	--

	-writing -speaking -comprehending		- <b>justify</b> the need for various types of houses  <b>Skills</b> -observation -reasoning -technology enthusiast -thinking and drawing	
<b>October Value</b>  No Harm,just Charm (Non Violence)  <b>Life Skills</b> <b>(Empathy)</b>  <b>Gender Sensitization :</b>	<b>Course Book and Workbook</b>  How the Camel Got His Hump -reading -explanation -word meanings -sentence making -question and answers	Number concepts till 999 Shapes and Patterns    -2 D shapes -3 D shapes	Plants around Us *Parts of the plant *Types of the plant Activity - Leaf Art    -observation and reporting	<ul style="list-style-type: none"> <li>● कविता - परंपरागत खेल</li> <li>● कविता का सस्वर वाचन</li> <li>● विभिन्न प्रकार के खेलों के बारे में चर्चा</li> <li>● पाठ - सजग बच्चे</li> <li>● *पाठ स्पष्टीकरण तथा अभ्यासकार्य</li> </ul>

## Heart Heroes

### Health and Wellness :

Bye bye germs  
(Celebrating hand washing day - 15<sup>th</sup>October)



### Poem

-Zoo Manners

### Little Legends Book

The Fox and the Stork

### Grammar

-Tenses (simple present tense)

-have/has

### Creative Writing

Story sequencing

### Comprehension


Activity: Verb Voyage

(Bodily kinesthetic)



-relation between 2D and 3D shapes

-patterns around us



Activity: Shape Puzzle Mania

(Spatial intelligence)

- explanation
- classification
- questioning
- experimentation

- दिनों के नाम/ महीनों के नाम

गिनती १-२० तक

- मात्रा अभ्यास
- अनुच्छेद लेखन
- अपठित गद्यांश •

### गतिविधि

- दिनों के नाम के ऊपर एक सरल गाने का निर्माण करिए ।


- स्वच्छता पर आधारित एक नारा लिखिए ।

- श्रुतलेख और शब्दावली

कौशल-

-तार्किक विचार

-निरीक्षण

	<p><b><u>Learning Outcomes:</u></b></p> <p>Each student will be able to-</p> <ul style="list-style-type: none"> <li>-<b>recite</b> the poem with actions.</li> <li>-<b>read</b> the sentences from the story with correct pronunciation and intonation.</li> <li>-<b>respond</b> to comprehension questions based on the story orally and in writing.</li> <li>-<b>identify</b> the characters and sequence of events in the story.</li> <li>-<b>answer</b> questions from the lesson correctly.</li> <li>- <b>spell</b> new words from the lesson.</li> <li>- <b>read</b> sight words with correct pronunciation.</li> </ul> <p><b>Skills</b></p> <ul style="list-style-type: none"> <li>-reading</li> <li>- writing</li> <li>-speaking</li> </ul>	 <p><b><u>Learning Outcomes</u></b></p> <p>Each child will be able to-</p> <ul style="list-style-type: none"> <li>- <b>identify</b> and list numbers till 999 sequentially.</li> <li>- read and write three digit numerals correctly till 999.</li> <li>- compare numbers till 999 for their value, based on their place value</li> <li>-<b>identify</b> different 3 D shapes.</li> <li>-<b>draw</b> shapes.</li> <li>-form shapes with clay.</li> <li>-<b>differentiate</b> between plane and 3D shapes.</li> <li>-<b>list</b> examples of objects from daily life.</li> <li>-<b>illustrate</b> 3 D shapes with examples.</li> <li>- <b>identify</b> the pattern and develop it further.</li> <li>-<b>create</b> their own pattern using twigs and leaves</li> </ul>		<p>-संचार/बोलना -निरीक्षण योग्यता विस्तार – भाषीय , व्यक्तिगत , अनुभवात्मक</p>
--	---	---	--	--

	-reasoning -comprehending	<b>Skills</b> -writing -observation -reasoning -speaking -logical computation		
<b>November</b>  <b>Value :</b> Roar for Rescue (Saving Animals)  <b>Life Skills</b> <b>Problem Solving</b>  <b>Gender Sensitization :</b>  <b>Puzzle pals</b>  <b>Health and Wellness :</b>  Sparkle With Care	<b>Course Book and Workbook</b>  <b>-The Hidden Gift</b> -reading -explanation -word meanings -sentence making -question and answers  Poem : Cradle Song <b>Little Legend Book</b>  <b>The Most Powerful Creature On The Earth</b>	<b>Multiplication</b> -Multiplication facts  -Identifying groups and showing as multiplication fact -Multiplication As Repeated Addition -Building Tables. -Multiplication Tables Of 1,2,5 And 10 - Statement Questions	<b>Animals Around Us</b> -Sounds and movements of various animals  <b>What Animals Eat</b> -Food habits of different animals  <b>National Festival</b> -Gandhi Jayanti  <b>Activity :Who Am I? Animal Edition</b> <b>Skills : Verbal linguistic intelligence</b> -observation and reporting - explanation -classification	<ul style="list-style-type: none"> <li>● कविता -जाड़े की धूप</li> <li>● इंद्रधनुष तथा उसके रंगों पर चर्चा  </li> <li>● पक्षियों एवं जानवरों के नाम</li> <li>● मात्रा अभ्यास</li> <li>● वार्तालाप -चतुर मुर्गा</li> <li>● गतिविधि -मेरा आसमान मेरा इंद्रधनुष</li> </ul>


(celebrating festivals safely)

## Grammar

Tenses

(present and past)

-Adverbs



**Sight words**

**Creative Writing**

-I love my Friends

**Comprehension**

**Activity: Mission Adverb!**

(logical Intelligence)


## Learning Outcomes:

**Each student will be able to-**

**-recite** the poem with actions.

**-read** the sentences from the story with correct pronunciation and intonation.

**Activity: Multiplication Mash-Up**



(Logical and verbal intelligence)

## Learning Outcomes

**Each child will be able to**

**-identify** the operation to be conducted

**-multiply** 2 digit number with single digit without regrouping

**-multiply** 2 digit number with single digit with regrouping

**-compare** the questions with and without regrouping


**-solve** statement questions

**-analyse** the statement and choose the correct operation to be performed

**-create** your own set of multiplication questions

- questioning

- experimentation



**Activity : Animal Spotting Game**

(Naturalistic Intelligence)

**Each student will be able to-**

**-list** animals around them under the correct category.

**identify** the sounds of various animals.

**-match** animals with their babies.

**-differentiate** between omnivore, carnivore and herbivore animals.

**- state** a difference between National and religious festivals.

**-suggest** two ways of taking care of animals.

**इंद्रधनुष बनाकर रंग भरिए व सातों रंगों के नाम लिखिए ।**

- पक्षी बचाओ का चित्र बनाए व स्लोगन लिखिए ।
- अनुच्छेद लेखन
- अपठित गद्यांश
- श्रुतलेख और शब्दावली

**कौशल-**

**-तार्किक विचार**

**-निरीक्षण**




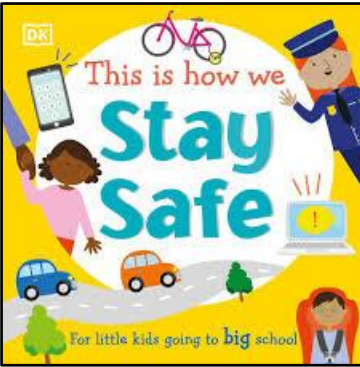

**-संचार/बोलना**

**-निरीक्षण**


**योग्यता विस्तार –**





**भाषीय , व्यक्तिगत , अनुभवात्मक**

	<p><b>-respond</b> to comprehension questions based on the story orally and in writing.</p> <p><b>-identify</b> the characters and sequence of events in the story.</p> <p><b>-answer</b> questions from the lesson correctly.</p> <p>- <b>spell</b> new words from the lesson.</p> <p>- <b>read</b> sight words with correct pronunciation.</p> <p><b>-identify</b> adverbs in the given sentences.</p> <p><b>Skills</b></p> <p>-reading</p> <p>-writing</p> <p>-speaking</p> <p>-reasoning</p> <p>-comprehending</p>	<p><b>Skills</b></p> <p>-writing</p> <p>-observation</p> <p>-reasoning</p> <p>-speaking</p> <p>-logical computation</p>	<p><b>-make</b> a nest using twigs.</p> <p><b>-use</b> clay to make animals.</p> <p><b>- write</b> a slogan on saving animals.</p> <p><b>--list</b> five useful things we get from them.</p> <p><b>Skills</b></p> <p>-analysis</p> <p>-identifying</p> <p>- concern for Justice and Equality</p> <p>- expression</p>	
--	--	---	--	--




<p><b>December</b></p> <p><b>Value :</b></p> <p>Doing my part (Responsibility)</p> <p><b>Life Skill :</b></p> <p><b>Critical Thinking skills</b></p> <p><b>Gender Sensitization :</b></p> <p><b>Mind Shift</b></p> <p><b>Health and Wellness :</b></p> <p>Be Bright, Travel Right</p>	<p><b>Course Book and Workbook</b> <b>-Raju Learns about Waste</b></p> <p>reading</p> <p>-explanation</p> <p>-word meanings</p> <p>-sentence making</p> <p>-question and answers</p>  <p>Poem : Riding My Bike</p> <p><b>Little Legend Book</b></p> <p>-The New Girl</p> <p><b>Grammar</b></p> <p>-Preposition</p> <p>-Recall</p> <p>-Compound words</p> <p><b>Creative Writing</b></p> <p>short story writing (with clues)</p> <p><b>Comprehension</b></p> <p><b>Activity: No Dustbin Day</b></p> <p>(Interpersonal</p>	<p><b>Multiplication</b></p> <p>-Multiplying By Single Digit</p> <p>-Multiplication of two and three digit by single digit with and without regrouping</p> <p>- Statement Questions</p>  <p><b>Activity: Array Bingo</b> (Spatial intelligence)</p>  <p>(Logical and verbal intelligence)</p> <p><b>Learning Outcomes</b></p> <p><b>Each child will be able to</b></p> <p>-demonstrate that multiplication is repeated</p>	<p><b>Staying Safe</b></p> <ul style="list-style-type: none"> <li>- Safety rules at home</li> <li>- Safety rules at school</li> <li>- Safety rules on the road</li> <li>- Safe and Unsafe Touch</li> </ul>  <p><b>Changes around us</b></p> <ul style="list-style-type: none"> <li>- Means of travel</li> <li>-Changes in the way we travel</li> </ul> <p><b>Activity: My Safe Circle</b> <b>Growing &amp; Outgrowing</b></p> <p>(Spatial Intelligence)</p> <p><b>Each student will be able to-</b></p> <p>-suggest ways of being safe in different places.</p>	<p>पाठ - जैसी हूँ मैं अच्छी हूँ</p> <p>* पाठ स्पष्टीकरण तथा अभ्यास कार्य</p> <p><b>गतिविधि - यातायात के नियमों के चिन्हों के चित्र बनाकर चर्चा करिए।</b></p>  <p>*रंगों के नाम</p> <ul style="list-style-type: none"> <li>• अनुच्छेद लेखन</li> <li>• अपठित गद्यांश</li> <li>• मात्रा अभ्यास</li> <li>• श्रुतलेख और शब्दावली</li> </ul> <p><b>कौशल-</b></p> <p><b>-तार्किक विचार</b></p>
---	---	---	--	--

	<p>intelligence)</p> <p><b><u>Learning Outcomes:</u></b></p> <p><b>Each student will be able to-</b></p> <p>-<b>recite</b> the poem with actions.</p> <p>-<b>read</b> the sentences from the story with correct pronunciation and intonation.</p> <p>-<b>respond</b> to comprehension questions based on the story orally and in writing.</p> <p>-<b>identify</b> the characters and sequence of events in the story.</p> <p>-answer questions from the lesson correctly.</p> <p>- <b>spell</b> new words from the lesson.</p> <p>- <b>read</b> sight words with correct pronunciation.</p> <p>-<b>identify</b> prepositions in the given picture.</p> <p><b>identify</b> compound words correctly.</p>	<p>addition with the help of objects and pictures.</p> <p>-<b>solve</b> word problems and represent as repeated addition and multiplication sentence.</p> <p>-<b>apply</b> multiplication tables of 6,7,8,9.</p> <p>-<b>multiply</b> 2 digit number by 1 digit number without regrouping</p> <p>-<b>multiply</b> 2 digit number by 1 digit number with regrouping</p> <p>-<b>arrange</b> their product in a required order.</p> <p>-<b>write</b> their answer in a word form and expanded form</p> <p><b>Skills</b></p> <p>-writing</p> <p>-observation</p> <p>-reasoning</p> <p>-speaking</p> <p>-logical</p> <p>computation</p>	<p>- compare ancient and modern means of travel.</p> <p>-<b>justify</b> the use of means of transport at various places.</p> <p>-<b>explain</b> the importance and need of public transport.</p> <p>-<b>evaluate</b> various safety rules to be followed while</p> <p><b>Skills</b></p> <p>-recall and recognizes</p> <p>-reasoning</p> <p>-systematic work</p> <p>-thinking and drawing</p>	<p>-निरीक्षण</p> <p>-संचार/बोलना</p> <p>-निरीक्षण</p> <p>योग्यता विस्तार –</p> <p>भाषीय , व्यक्तिगत , अनुभवात्मक</p>
--	---	---	--	--

	 <p><b>Creative writing</b></p> <p>-paragraph/short story writing with the help of clues</p> <p><b>Skills</b></p> <p>-reading</p> <p>-writing</p> <p>-speaking</p>			
<p><b>January</b></p> <p><b>Value</b></p> <p><b>Heroes of Tomorrow</b> (Patriotism)</p> <p><b>Life Skills :</b></p>	<p><b>Course Book and Workbook</b></p> <p><b>The Beach</b></p> <p>-reading</p> <p>-explanation</p> <p>-word meanings</p> <p>-sentence making</p> <p>-question and answers</p>	<p><b>Time and Calendar</b></p> <p>-Hands of a clock</p> <p>-Reading time to half past hour</p>	<p><b>The world around us</b></p> <p>- Landforms and man-made things</p> <p>- Physical features</p> <p>- Air</p> <p>Water</p>	<p>पाठ - सबसे बड़ा योद्धा</p> <p>पाठ स्पष्टीकरण</p> <ul style="list-style-type: none"> <li>• पालतू जानवर के नाम</li> <li>• मात्रा अभ्यास</li> <li>• गतिविधि- भारत के किसी एक योद्धा का चित्र</li> </ul>

<p><b>Coping with Emotions</b></p> <p><b>Gender Sensitization :</b></p> <p>I Have a dream</p> <p>Health and Wellness:</p> <p><b>Calm Club</b></p>	<p><b>Little Legend Book</b></p> <p>Poem : Bedtime</p> <p>-Golu's Mangoes</p> <p><b>Grammar</b></p> <p>-Framing questions</p> <p>-joining words</p>  <p><b>Creative Writing</b></p> <p>-Short story writing (with clues)</p> <p><b>Comprehension</b></p> <p><b>Activity: Tell me why?</b></p> <p>(Verbal, Linguistic intelligence)</p>	 <p>-Days of the week</p> <p>-The Calendar 2020</p> <p>-Seasons and Festivals</p> <p><b>Activity: Race Against the Clock</b></p> <p>(intrapersonal intelligence)</p>  <p><b>Learning Outcomes</b></p> <p><b>Each child will be able to</b></p> <p>-<b>distinguish</b> between hands of a clock</p> <p>-<b>read</b> the time in the clock after watching ppt</p> <p>-<b>name</b> the days of a week and in a month</p> <p>-<b>spell</b> the names of the months and the days of a week</p>	<p>-Taking Care of the Earth</p>  <p><b>READ ALOUDS FOR EARTH DAY</b></p> <p><b>National Festival</b></p> <p>-Republic Day</p> <p><b>Activity: Recycled Art Creations</b></p> <p>Intrapersonal and Naturalistic Intelligence</p> <p><b>Learning Outcomes:</b></p> <p><b>Each student will be able to-</b></p> <p>-<b>identify</b> natural and manmade things around them.</p> <p>-<b>differentiate</b> between plains, plateau and valleys.</p> <p>-<b>compare</b> different water bodies.</p> <p>- <b>describe</b> ways in which water gets dirty.</p>	<p>चिपकाइए व उनके ऊपर</p> <p>१-२ वाक्य लिखिए ।</p> <ul style="list-style-type: none"> <li>• अनुच्छेद लेखन</li> <li>• अपठित गद्यांश</li> <li>• श्रुतलेख और शब्दावली</li> </ul> <p><b>कौशल-</b></p> <p>-तार्किक विचार</p> <p>-निरीक्षण</p> <p>-संचार/बोलना</p> <p>-निरीक्षण</p> <p>योग्यता विस्तार –</p> <p>भाषीय , व्यक्तिगत , अनुभवात्मक</p>
---	---	--	---	--

	<p><b><u>Learning Outcomes:</u></b></p> <p><b>Each student will be able to-</b></p> <p>-<b>recite</b> the poem with actions.</p> <p>-<b>read</b> the sentences from the story with correct pronunciation and intonation.</p> <p>-<b>respond</b> to comprehension questions based on the story orally and in writing.</p> <p>-<b>identify</b> the characters and sequence of events in the story.</p> <p>-<b>answer</b> questions from the lesson correctly.</p> <p>- <b>spell</b> new words from the lesson.</p> <p>- <b>read</b> sight words with correct pronunciation.</p> <p>-<b>use</b> joining words to join two sentences.</p> <p><b>frame</b> questions correctly.</p>	<p>-<b>locate</b> a date on the calendar</p> <p>-<b>make</b> a calendar of a month and show important dates and Festivals on the Calendar</p> <p>-<b>make</b> a clock</p> <p><b>Skills</b></p> <p>-recall and recognizes</p> <p>-reasoning</p> <p>-systematic work</p> <p>-thinking and drawing</p>	<p>-<b>analyse</b> ways to clean water,air and land.</p> <p>- <b>design</b> a poster to save the Earth.</p> <p>-<b>speak two to three sentences</b> about Republic day.</p> <p><b>Skills</b></p> <p>-observation and reporting</p> <p>-classification</p> <p>-discussion</p> <p>-cooperation</p>	
February/ March	<p><b>Course Book and Workbook</b></p> <p><b>-Down the Rabbit-Hole</b></p>	<p><b>Measurement</b></p> <p>-Standard Units Of Measurement</p>	<p><b>Changes in Things</b></p> <p>- Changing shape</p>	<p>कविता - कहाँ जाए हम</p> <p>● कविता का सस्वर वाचन</p>

<p><b>Value</b></p> <p><b>I am the Change I want to be</b></p> <p>Honesty</p> <p><b>Life Skills:</b></p> <p><b>(Coping with stress)</b></p> <p><b>Gender Sensitization :</b></p> <p><b>Head Over Heels</b></p> <p><b>Health and Wellness :</b></p> <p>Cool Minds,Happy Hearts</p>	<p><b>-The Tale of Mrs Tiggly – Winkle</b></p> <p>reading</p> <p>-explanation</p> <p>-word meanings</p> <p>-sentence making</p> <p>-question and answers</p> <p><b>Little Legend Book</b></p> <p><b>The Boy Who Wanted More Cheese</b></p> <p><b>Sight words</b></p> <p><b>Grammar Recall</b></p> <p><b>Creative Writing:</b> The year that was</p> <p><b>Comprehension</b></p> <p><b>Activity : On your Mark,get,set...</b></p> <p>(Verbal and spatial intelligence)</p> <p><b>Learning Outcomes:</b></p>	 <p>- Tools To Measure Various Things</p> <p>- Measurement of length, weight and capacity</p> <p><b>Activity: I can measure</b> (Logical intelligence)</p>  <p><b>Learning Outcomes</b></p> <p><b>Each student will be able to</b></p> <p>-choose appropriate basic units to measure length, mass and capacity</p> <p>-compare and assess length, mass and capacity</p> <p>-measure length of the given objects</p>	<p>- Changing form</p> <p><b>Activity: Mixing Magic – Salt and Water</b></p>  <p>(Spatial intelligence)</p> <p><b>Learning Outcomes:</b></p> <p><b>Each student will be able to-</b></p> <p>-identify common materials that change form when heated or cooled</p> <p>-observe and describe simple changes in states of matter</p> <p>-identify objects that can change shape without breaking</p> <p>-use their five senses to observe and describe how materials change</p> <p><b>Skills</b></p> <p>-observation</p>	<ul style="list-style-type: none"> <li>● पाठ-होली के रंग</li> <li>● पाठ स्पष्टीकरण</li> <li>● भारत में मनाए जाने वाले विभिन्न त्योहारों पर चर्चा करिए।</li> <li>● गतिविधि</li> <li>● मेरा प्रिय त्योहार (कविता ) लिखिए व उससे संबधित चित्र ए -४ साइज़ शीट पर चिपकाइए ।</li> <li>● अनुच्छेद लेखन</li> <li>● अपठित गद्यांश</li> <li>● मात्रा अभ्यास</li> <li>● श्रुतलेख और शब्दावली</li> </ul> <p><b>कौशल-</b></p> <p>-तार्किक विचार</p> <p>-निरीक्षण</p> <p>-संचार/बोलना</p>
---	--	--	--	---



	<p><b>Each student will be able to-</b></p> <ul style="list-style-type: none"> <li>-<b>read</b> the sentences from the story with correct pronunciation and intonation.</li> <li>-<b>respond</b> to comprehension questions based on the story orally and in writing.</li> <li>-<b>identify</b> the characters and sequence of events in the story.</li> <li><b>express</b> the opinion of the story verbally or in writing</li> <li>-<b>answer</b> questions from the lesson correctly.</li> <li>- <b>spell</b> new words from the lesson.</li> <li>- <b>read</b> sight words with correct pronunciation.</li> </ul>	<p><b>Skills</b></p> <ul style="list-style-type: none"> <li>-writing</li> <li>-observation</li> <li>-reasoning</li> <li>-speaking</li> <li>-logical</li> <li>-computation</li> <li>-measuring</li> </ul>	<ul style="list-style-type: none"> <li>-reporting</li> <li>-logical and sequential thinking</li> <li>-experimentation</li> <li>-question</li> </ul>	<p><b>-निरीक्षण</b>  <b>योग्यता विस्तार –</b>  <b>भाषीय , व्यक्तिगत , अनुभवात्मक</b></p>
--	---	--	---	--