







TAGORE INTERNATIONAL SCHOOL
EAST OF KAILASH, NEW DELHI



Co- Scholastic Syllabus for Class 1
Session 2025-26



Month	Public Speaking	Theatre	Performing Art Dance / Vocal Music / Instrumental Music	Clay Modelling	Art	GK/ Computers	Physical Education
April /May Sunshine of Positivity	<p><u>Introducing the club/ purpose of forming the club</u></p> <p>All about me (Tell me something interesting about yourself) (I speak activity)</p> <p>Interview session Familiarizing students with voice modulation, maintaining eye contact while speaking.</p> <p>Ted talks (I speak</p>	<p><u>Name game with action</u></p> <p>Introduction and applause</p>  <p>Each child has to introduce himself/herself by saying, "My name is [Name]!" and then perform an action (e.g., jumping, spinning, clapping). The whole group</p>	<p><u>DANCE:</u></p> <p>> Will start with 'Pranam'. : (Prepare physically & emotionally for dancing.)</p> <p>> 'Tatkar' of tin taal. : (Neatness in footwork.)</p> <p>> Basic movements of kathak.-</p> <p>a) 'Urdha kon suchi',</p> <p>b) 'Madhya kon suchi',</p> <p>c) 'Tala kon suchi',</p> <p>d) 'Samatal' : (Proper lining of movements.)</p> <p>> One dance of Tagore song: (jhoom jhoom...). : (Facial</p>	<p>> Basic understanding of Organic and Geometric Shapes and forms,</p> <p>practice in Clay.</p>	<p>Introduction of line, shapes and primary Colours through the paintings of Dutch artist- Piet Mondrian</p>	<p><u>G.K.</u></p> <ol style="list-style-type: none"> 1. Who are you? 2. Stories 3. Rhymes 4. Current affairs 5. Quiz (Who's who) <p><u>Computers</u></p> <p>Mouse Handling</p> <p>MS Paint</p> <p>Initiating MS Paint</p> <ul style="list-style-type: none"> • How to open MS Paint • Introduction to Tools of MS Paint • Pencil 	<p><u>BUILDING THE FOUNDATION</u></p> <p>Introduction to basic safety rules during physical activities.</p> <p><u>Boundary and different commands.</u></p> <p>a) Line formation</p> <p>Instructions about levels (low, medium, high)</p> <p>b) Personal space (with spot marker or without spot markers)</p> <p>c) Different ways of making partners. (Thumb to Thumb) (Toe To Toe)</p> <p>d) Exploring</p>




	<p>activity) https://youtu.be/2KoVNQz2BaM?si=29U6mZkhZZJ8AowN</p>	<p>repeats: "Your name is [Name]!" while copying the action.</p> <p><u>Funny Faces</u> <u>(Ice breaker activity)</u></p>  <p>Students stand in a circle and make a funny face /expression turn by turn. Each child has to mimic the previous expression and make a new one (observation skills)</p> <p><u>Hot seat</u></p>  <p>Interview session by students (introduce</p>	<p>expressions, proper body posture.)</p> <p><u>VOCAL MUSIC:</u></p> <ul style="list-style-type: none"> • Introduction of Seven Musical Notes: S R G M P D N S/S N D P M G R S • Sargam :song: Sa Se Sagar Ki Leherein # Recognition of musical notes • Hindi Prayer: Shanti Do Hey Prabhu #Memorize the lyrics <p><u>INSTRUMENTAL MUSIC :</u></p> <ul style="list-style-type: none"> •Introduction of 			<p>,Eraser, Text, Brush, color palette, Fill with color, Line, Rectangle, ellipse</p> <p>Features of MS paint window</p> <ul style="list-style-type: none"> • File tab <ul style="list-style-type: none"> ○ Save ○ open • Home tab • Line tool • Brush tool • Other shapes <ul style="list-style-type: none"> ○ Triangle ○ Stars ○ Callouts 	<p>different types of movements (running, jumping,hopping, skipping). speed(slow, medium, fast). track d)running(flat race) 50 metres e)Bunch start f)obstacle course(zig zag running,jumping over hurdles,crawling through diggers)</p>
--	--	--	--	--	--	---	--

		<p>themselves) One student sits in the Hot Seat. The rest of the class (or the teacher) takes turns asking questions. (speaking skills and logical thinking)</p>  <p>Children take turns picking a random prop (like a toy phone, crown, scarf, or spoon) from a box. They use their imagination to become a character or create a short scene using that prop — like pretending to be a chef, a magician, or a</p>	<p>Musical Instruments along with Percussion instruments namely keyboard, guitar, congo, maracus and tambourine</p> <p>-Knowledge</p> <ul style="list-style-type: none"> •Familiarization of musical instruments •Identification of various instruments •Learning & playing Sargams <p>SRGMPDN</p> <p>SNDPMGR</p> <p>CDEFGAB</p> <p>BAGFEDC</p> <p>-Finger Positioning</p> <ul style="list-style-type: none"> •Learning western notes <p>-Identification of</p>				
--	--	--	---	--	--	--	--


		superhero.	notes				
<p><u>July</u></p> <p>Growing into greatness</p>	<p>Let's Talk</p> <p>Familiarizing students with the correct pronunciation of words and help them to overcome stage fright</p> <p>Growing into greatness</p> <p>Spot and identify (music & melodies)</p> <p>Share your thoughts</p> <p>https://www.youtube.com/watch?v=70j3xyu7OGw</p> <p>(activity)</p>	<p>Growing into Greatness</p> <p>My joyful Holidays! (Summer Vacation)</p> <p>Children would share how they spent their summer vacations</p> <p>I Am Becoming...</p> <p>Children would choose something great they aspire to be (e.g., a kind friend, a brave firefighter, a helpful doctor, a teacher). They would use a prop, enact and speak a few lines.</p> <p>Seed to Tree – Role Play Activity</p> <p>Children act out being a seed in the soil. With guided narration, they grow into a strong tree—spreading arms like branches, swaying like leaves.</p>	<p>DANCE:</p> <p>> Revision of previous lessons. : (clarity of body posture.)</p> <p>> 'Tatkar' of tin taal. : (Clarity and speed of footwork.)</p> <p>> New movements of kathak – "Pushpak". : (Proper lining of movements.)</p> <p>> One semi classical patriotic dance (Vande Mataram). : (Projection of style.)</p> <p>VOCAL MUSIC: July</p> <ul style="list-style-type: none"> Alankar: 2/2 Unity Song: Ekta Ekta Ka Diya <p>#Pronunciation.</p>	Vegetable in round	Composition- How I spent time with my grandparents using geometrical shapes	<p>G.K.</p> <ol style="list-style-type: none"> 1. Parts of the body 2. The five senses 3. How many? 4. Current affairs 5. Mind quest <p>Computers</p> <p>Mouse Handling</p> <p>MS Paint</p> <p>Initiating MS Paint</p> <ul style="list-style-type: none"> • Toolbox • Color Palette • Rectangle • Ellipse • Fill with color tool • Text tool • Changing Font Size 	<p>PE (JULY)</p> <p>Coordination and Balance</p> <ol style="list-style-type: none"> 1) Bean bag balancing on different parts of the body 2) Balancing Beam 3) Fun games with bean bags <p>2) Practising bilateral coordination (using both sides of the body) through fun challenges.</p> <ol style="list-style-type: none"> 3) Introduction to static and dynamic balance using fun games 4) Fun games with bean bag 5) Obstacle course 6) Musical Activity (Freeze dance, Wiggle & Waggle &


		 <p>Act It Out: Greatness Moments</p> <p>Children would be divided into small groups and they have to act out short scenes where they show greatness in everyday life - like helping a friend, trying again after failing, standing up for someone, admitting a mistake etc.</p> 	<p>INSTRUMENTAL MUSIC - JULY:</p> <ul style="list-style-type: none"> • Introduction of Musical Instruments along with Percussion instruments. - Knowledge • Learning & playing Sargams S R G M P D N S/S N D P M G R S. • SS RR GG MM PP DD NN SS/SS NN DD PP MM GG RR SS. • SRG RGM GMP MPD PDN DNS/ SND NDP DPM PMG MGR GRS • Finger Positioning 				Chicken dance)
<p>August</p> <p>Lead by Example, Inspire by</p>	<p>Story</p> <p>https://youtu.be/JnUB74Nxge</p>	<p>Lead by Example, Inspire by Action</p> <p>Emotion Charades:</p> <p>Students would</p>	<p>DANCE:</p> <p>> Revision of previous lessons. : (clarity of body</p>	<p>Hand Impression in clay study different doll</p>	<p>Continued with the composition</p>	<p>G.K.</p> <p>1.School 2.National symbols 3.My India</p>	<p>BALL HANDLING DRILL SELECTION FOR JAM</p> <p>1) Correct ball-</p>

<p>Action</p>	<p><u>o</u></p> <p>Go around in a circle</p> <p>(game)</p> <p><u>(Speaking, Listening and observation skills)</u></p> <p><u>Lead by Example, Inspire by Action</u></p> <p><u>-Show and tell</u></p> <p><u>How can you be a good leader?</u></p>	<p>take turns acting out different emotions such as happiness, sadness, anger, or fear through facial expressions and body language.</p>  <p><u>India's Brave Hearts</u></p> <p>Children would portray famous Indian freedom fighters through a series of short, dramatic scenes and speak simple lines about their role in India's freedom.</p>  <p><u>Pass the noise</u></p> <p>Children sit or stand in a circle and take turns</p>	<p>posture.)</p> <p>> New movements of Kathak-“tat tat thei”. : (Proper lining of movements.)</p> <p>> Last part of the patriotic dance: “Vande mataram”. : (Projection of style.)</p> <p>> Semi classical composition- “story of a peaceful day”. : (Projection of style with expression.)</p> <p>VOCAL MUSIC:</p> <ul style="list-style-type: none"> • School Song • Patriotic Song: Hind Desh Ke Nivasi <p>#Singing together with others</p> <ul style="list-style-type: none"> • Taal: Kaharwa with hand beats 			<p>4.Current affairs</p> <p><u>Computers</u></p> <p><u>MS Paint</u></p> <ul style="list-style-type: none"> • Line tool • Brush tool • Other shapes Triangle Stars Callouts 	<p>throwing stance.</p> <p>2)Target practice</p> <p>3)Underarm and upper arm throw.</p> <p>4)Correct technique of catching the ball (plastic ball, tennis ball or any softball)</p> <p>5)Bounce and trap</p> <p>6)Dribbling & Fun games (crazy cones, four flags)</p> <p>Obstacle course</p> <p>7)Track running (start)</p>
----------------------	---	--	---	--	--	---	--


		<p>mimicking a sound and matching action (like “Buzz!” with flapping arms). The sound and action are passed from one child to the next.</p>  <p>Follow the leader – Reaction game Teacher will perform various reactions—like fear, yawning, excitement, shock etc and the children would quickly copy them.</p> 	<p><u>INSTRUMENTAL MUSIC :</u></p> <ul style="list-style-type: none"> • Learning Rhythm through tapping of feet & clapping of hands - Applying rhythm • Learning nursery rhymes “Twinkle Twinkle & London Bridge” - Application 				
<p><u>September</u></p> <p>Tree of Change</p>	<p><u>Tree of Change</u></p> <p><u>Role play-</u></p> <p>Show empathy to other children and</p>	<p><u>Tree of Change</u></p> 	<p><u>DANCE:</u></p> <p>> Revision of previous lessons. : (clarity of body posture.)</p>	Fruits in round	An introduction to printmaking-Story illustration	<p><u>G.K.</u></p> <ol style="list-style-type: none"> 1.Lovely flowers 2.Leaves and plants 3.Animal planet 4.Unique animals 	<p><u>BALL HANDLING DRILL SELECTION FOR JAM</u></p> <ol style="list-style-type: none"> 1) Correct ball-



	<p>help a friend</p> <p><u>Recital</u></p> <p>You can be anything you want</p> <p>(Poems on self-confidence)</p> <p><u>Story</u></p> <p>https://youtu.be/CCZY_TlwhDU?si=8r3pTxCqBIVd1rGP</p> <p>https://youtu.be/lKKouReasVo?si=8DrUGG CmGtdQcTRf</p> <p><u>Let's talk</u></p> <p>Familiarizing students about speak fluently, without stammering and repetition of words.</p> <p>Usage of facial expressions/body language/style)</p>	<p><u>Super Skills Showcase</u></p> <p>Students choose a "super skill" they possess or would like to develop (e.g., singing, acting, miming, narrating a joke). They prepare a short performance showcasing this skill.</p> <p><u>Gratitude circle</u></p> <p>Children will sit in a circle and each child will share something he/she is grateful for.</p> <p><u>Emotion Walk</u></p> <p>Each child is assigned a different emotion (e.g., happy, sad, angry, scared). They have to then walk across the room as if they are feeling that emotion and the rest of the students have to guess the emotion.</p>	<p>> 5 steps 'chakkar' with 'tiha' no. 1. : (Stamina & techniques.)</p> <p>> Last part of semi classical dance: "story of a peaceful day". : (Projection of style.)</p> <p>> Classical composition "Durge Durge". : (Projection of style with expression.)</p> <p><u>VOCAL MUSIC:</u></p> <ul style="list-style-type: none"> • Bhajan: Raghupati Raghav • One song for Samanjasya <p># Singing together</p> <p><u>INSTRUMENTAL MUSIC -:</u></p> <ul style="list-style-type: none"> • Learning Rhythm Single Beat, Double Beat. 1234 1234 1234 1234 	<p>using block printing</p>	<p>5.Current affairs</p> <p><u>Computers MS Paint</u></p> <ul style="list-style-type: none"> • Brush – different sizes • Selection • Copy and Paste • Cut and Paste • Curve Line 	<p>throwing stance.</p> <p>2)Target practice</p> <p>3)Underarm and upper arm throw.</p> <p>4)Correct technique of catching the ball (plastic ball, tennis ball or any softball)</p> <p>5)Bounce and trap</p> <p>6)Dribbling &Fun games (crazy cones, four flags) Obstacle course</p> <p>7)Track running (start)</p>
--	--	---	---	-----------------------------	--	--

	<u>(Speaking and observation skills)</u>	 <p>TODAY I FEEL Use these emotion words to describe how you feel today.</p> <p>happy excited scared sad disgusted upset sleepy annoyed proud worried silly exhausted</p>	<p>1 2 1234 1 2 1234 -</p> <p>Comprehe nding beats • Learning English song “We shall overcome”</p>				
<p><u>October</u></p> <p>Footsteps to a Better Me</p>	<p><u>Footsteps to a Better Me</u></p> <p><u>Talk and Spread</u></p> <p>(Find out different ways of being positive)</p> <p>(Students to talk to their friends about the ways of being positive)</p> <p><u>(Speaking and observation skills)</u></p> <p><u>Practice for</u></p>	<p><u>Footsteps to a Better Me</u></p> <p><u>Freeze and Act!</u></p>  <p>Teacher will call out a situation (“It’s raining!” or “There’s a dragon!”), and students have to act according to the situation. When the teacher will shout “Freeze!”, everyone would have to hold their pose.</p> <p><u>What’s in the</u></p>	<p><u>DANCE:</u></p> <p>> Revision of previous lessons. : (clarity of body posture.)</p> <p>> Last part of classical composition “Durge Durge”. : (Projection of style with expression.)</p> <p>> Folk dance of Kashmir: (Boomro Boomro). : (Projection of style with expression.)</p> <p><u>VOCAL MUSIC:</u></p> <ul style="list-style-type: none"> • Introduction to Vocal Personalities. 	flower in round	Continued with the story illustration	<p><u>G.K.</u></p> <ol style="list-style-type: none"> 1. Things we use 2. Hand in hand 3. Famous personalities 4. Current affairs <p><u>Computers MS Paint</u></p> <ul style="list-style-type: none"> • Brush – different sizes • Selection • Copy and Paste • Cut and Paste • Curve Line • Gradient coloring 	<p><u>PARACHUTE AND TRACK RUNNING</u></p> <ol style="list-style-type: none"> 1)Boundary and different commands. 2)Line formation 3)Different shapes using parachutes (dome, mushroom, clubhouse, good night, good morning and popcorn.) 4)Personal space (with spot marker or without spot markers) 5)Obstacle race

	<p><u>presentation</u></p> <p><u>Conversations</u></p> <p>Enactment and recitation/ narration of the poem/ story by the students.</p> <p>(Memorization of the poem, loudness and clarity of voice, voice modulation, actions and expressions and eye contact)</p> <p><u>Speaking and observation, thinking skills)</u></p>	<p><u>Box?</u></p>  <p>Teacher will place a box on a table. Students will come one by one and pick up slips from the box. They have to mime what's written on the slip and the rest of the class has to guess what each student is pretending to do. (e.g., holding a balloon, petting a puppy, lifting a heavy object). (Observation and thinking skills)</p>	<ul style="list-style-type: none"> Unity Song- Ham Honge Kamyab. <p># Working together in team.</p> <p><u>INSTRUMENTAL MUSIC :</u></p> <ul style="list-style-type: none"> Keyboard playing practices CCEC CECE CEFC CEEC SRGM RGMP GMPD MPDN PDNS etc. Learning English song "Doe a Deer a Female Deer" - Comprehe nding notes Samanjasya Practice 				
<p><u>November</u></p> <p>Footsteps to a Better</p>	<p><u>Shining Stars of Change</u></p> <p><u>Hip Hip</u></p>	<p><u>NOVEMBER</u></p> <p>Footsteps to a Better Me</p>	<p><u>DANCE:</u></p> <p>> Revision of previous lessons. :</p>	bird in round	Water resist painting an underwater scene	<p><u>G.K.</u></p> <p>1.Safe and sound</p> <p>2.Reading signs</p> <p>3.Houses of</p>	<p>PARACHUTE AND TRACK RUNNING(contd)</p> <p>1)Boundary and different</p>


Me	<p><u>Hurrah!</u></p> <p>Annual presentation</p> <p>Coordinate the poem/conversations with the play for annual presentation.</p> <p><u>(Speaking and observation skills)</u></p>	<p><u>Compliment Circle</u></p>  <p>Students sit in a circle. One child starts by giving a compliment to the person next to them. That person then gives a compliment to the next person, and so on, until everyone has received and given a compliment.</p> <p><u>Mindful Listening</u></p>  <p>Teacher will play different kinds of sounds. Children will listen attentively. Later they will discuss what they heard and how it made them feel.</p>	<p>(clarity of body posture.)</p> <p>> “Pranami Tukra” (Kathak). : (Projection of style)</p> <p>> Last part of Kashmiri folk dance. : (Projection of style with expression.)</p> <p><u>VOCAL MUSIC:</u></p> <ul style="list-style-type: none"> • Patriotic Song- Saare Jahan Se Accha. • Song for Samanjasya a <p># Working together in team.</p> <ul style="list-style-type: none"> • Taal <p><u>INSTRUMENTAL MUSIC :</u></p> <ul style="list-style-type: none"> • Keyboard playing practices CCEC CECE CEFC CEEC SRGM RGMP GMPD MPDN PDNS etc. 			<p>prayer</p> <p>4.Current Affairs</p> <p><u>Computers</u></p> <p><u>MS Paint</u></p> <ul style="list-style-type: none"> • Brush – different sizes • Selection • Copy and Paste • Cut and Paste • Curve Line • Gradient coloring 	<p>commands.</p> <p>2)Line formation</p> <p>3)Different shapes using parachutes (dome, mushroom, clubhouse, good night, good morning and popcorn.)</p> <p>4)Personal space (with spot marker or without spot markers)</p> <p>5)Obstacle race</p>
----	--	---	--	--	--	--	--


		<p>(Listening, speaking and thinking skills)</p> <p><u>Magic Prop Box</u></p>  <p>Children take turns picking a random prop (like a toy phone, crown, scarf, or spoon) from a box. They use their imagination to become a character or create a short scene using that prop — like pretending to be a chef, a magician, or a superhero.</p> <p><u>Practice for the annual presentation</u></p>	<p>Learning Hindi song “Raghupati Raghav” - Comprehe nding notes Samanjasya Practice</p>				
<p><u>December</u></p> <p>Shining Stars of</p>	<p>Growing into greatness</p> <p>Spot and</p>	<p><u>DECEMBER</u></p> <p>Shining Stars of Change</p>	<p><u>DANCE:</u></p> <p>> Revision of previous lessons. : (clarity of body</p>	<p>Composition- How I spent time with my grandparents using geometrical shapes</p>	<p>Continued with the water resist painting</p>	<p><u>G.K.</u> 1.Famous monuments 2.Games</p>	<p>FUN GAMES AND OBSTACLE RACES</p>

<p>Change</p>	<p>identify (music & melodies)</p> <p>Share your thoughts</p> <p>https://www.youtube.com/watch?v=70j3xyu7OGw</p>	<p>Mirror Mirror</p>  <p>DRAMA GAME OF THE WEEK</p> <p>In this activity, students will break into pairs. One will be A, and other will be B. On the teacher's signal, student A begins to move very slowly. Student B has to copy the movement exactly as if they are the reflection Student A sees in a mirror.</p> <p>Big Voice, Small Voice</p>  <p>Students would speak a sentence in different ways: "I found a puppy!" — in a whisper, a shout, a singing</p>	<p>posture.)</p> <p>> Preparation for "Samanjasya". : (at least 2/3 dances students will perform according to the theme> Projection of style).</p> <p>VOCAL MUSIC:</p> <ul style="list-style-type: none"> Practice for Samanjasya a <p>INSTRUMENTAL MUSIC :</p> <ul style="list-style-type: none"> Finger positions on Keyboard. Beats of Indian National Anthem, Vande Matram, we shall overcome/Hum Honge Kamyab & school song. Learning Christmas carol "Jingle Bells" Samanjasya Practice 			<p>Computers</p> <p>Paint 3D</p> <ul style="list-style-type: none"> Paint 3d Interface Tour. Working with 3D models 	<p>Modified Tag Games:</p> <p>"Freeze Tag": When tagged, kids freeze until another player unfreezes them.</p> <p>"Animal Tag" with specific movement rules: Kids must move like the animal they are imitating.</p> <p>Ball Games:</p> <p>"Target Practice": Set up targets (cones, buckets) for kids to throw or roll balls into.</p> <p>"Simple Volleyball/Keep-Up": Use a lightweight ball and have kids try to keep it in the air.</p>
----------------------	--	---	---	--	--	---	---

		<p>voice, a scared voice.</p> <p><u>Heroes of Change</u></p> <p>Heroes of Change</p> <p>Children learn about famous inspiring personalities like Mahatma Gandhi, Mother Teresa, or Abdul Kalam. They role play and act out as these famous personalities or depict a scene from their lives.</p> <p><u>Practice for the annual presentation</u></p> <p>Memorization of the dialogues, loudness and clarity of voice, actions, voice modulation and expressions and eye contact.</p>					
<p><u>January</u></p> <p><u>Dream big,</u></p>	<p><u>Shining Stars of Change</u></p>	<p>Dream Big, Change Bigger</p>	<p><u>DANCE:</u></p> <p>> Preparation for</p>	<p>storytelling in clay modelling</p> <p>landscape study</p>	<p>Composition- What I want to</p>	<p><u>G.K.</u></p> <p>1.Festivals</p> <p>2.Famous</p>	<p>Relay Races:</p> <p>1) Beanbag</p>

<p><u>Change Bigger</u></p>	<p><u>Hip Hip Hurrah!</u></p> <p>Annual presentation</p> <p>Coordinate the poem/conversations with the play for annual presentation.</p> <p><u>(Speaking and observation skills)</u></p>	<p><u>Annual Presentation Samanjasya</u></p> <p>Coordinate the scenes along with dialogues for the annual presentation.</p>	<p>“Samanjasya”. : (at least 2/3 dances students will perform according to the theme> Projection of style).</p> <p>VOCAL MUSIC:</p> <ul style="list-style-type: none"> Alankar:2/2 Unity Song: Bharat ke kone kone se <p>#Pronunciation</p> <p><u>INSTRUMENTAL MUSIC :</u></p> <ul style="list-style-type: none"> Learning beats in the style of ¾ i.e., triple beats Sensing the types of beats Learning English song “Holi Holiday of Boney M” Application 	<p>be when I grow up</p>	<p>places</p> <p>3.Current affairs</p> <p><u>Computers Paint 3D</u></p> <ul style="list-style-type: none"> Painting on 3D objects. 2D Drawing Tools 	<p>Relay: Teams race to transfer beanbags from one point to another.</p> <p>2)Object transport relays: where children must transport a object, like a stuffed animal, or small block, from one location to another.</p> <p>3)Obstacle Races</p> <p>4)Cone Courses</p>
-----------------------------	--	---	---	--------------------------	--	---

<u>February / March</u>	<u>Dream big, Change Bigger</u>	<p>Dream Big, Change Bigger</p> <p><u>Comedy Circus</u> Presenting a comical scene (Speaking and observation skills)</p>  <p><u>Favourite cartoon character enactment</u> Each student enacts his/her favourite cartoon character and delivers dialogues accordingly.</p> <p><u>Puppet Theatre</u></p>	<p><u>DANCE:</u></p> <p>> Revision of previous lessons. : (clarity of body posture.)</p> <p>> Free style dance: "Bandhan khula panchhi uda". : (Projection of style.)</p> <p>> Introduction of a few "Hasta Mudras". : (Oral communication skills with knowledge.)</p> <p><u>VOCAL MUSIC:</u></p> <ul style="list-style-type: none"> • Revision of songs <p><u>INSTRUMENTAL MUSIC :</u></p> <ul style="list-style-type: none"> • Playing English song "Make me a Channel of your Peace" - Application 	Continued with the composition	Continued with the composition	<p><u>G.K.</u></p> <p>1.Revision of all previous concepts</p> <p>2.Current affairs</p> <p><u>Computers</u> <u>Lightbot</u> Programming</p> <ul style="list-style-type: none"> ○ Walk Forward ○ Turn 90° to right ○ Turn 90° to left ○ Jump <p>Execute the programme by clicking on RUN</p>	<p>1)Hoop Challenges</p> <p>.</p> <p>2)Tunnel and Crawl</p> <p>3)Balance Beam/Line Walking</p> <p>.</p> <p>4)Hurdle Hops</p> <p>5)Combined Obstacle Courses</p> <p>6)Running to cones, then jumping through hoops, and crawling through a tunnel.</p>

		 <p>Students will be divided into groups of 4-5. They will create puppets and develop a story involving their puppets. Each group will perform their puppet show.</p>					
--	--	---	--	--	--	--	--



TAGORE INTERNATIONAL SCHOOL
EAST OF KAILASH, NEW DELHI