




Co- Scholastic Syllabus for Class 4 Session 2025-26

Month	Public Speaking	Theatre	Performing Art Dance / Vocal Music / Instrumental Music	Clay Modelling	Art	GK/ Computers	Physical Education
April /May	<p>Basics of Public Speaking Students will be made aware of the essential qualities needed for public speaking, i.e. speech, expression, confidence, body language, voice modulations, etc.</p>  <p>Self- Presentation (Ice- breaking activity) Students will be</p>	<p>Basic tenets of theatrics Students will be made aware of the basic qualities needed for acting i.e. dialogue delivery, expression, confidence, body language, voice modulations</p>  <p>Self Introduction Students will be asked to introduce themselves in a non conventional manner which will include their likes and dislikes</p>	<p>DANCE: > 'Tatkar' of tin taal with more speed. : (Clarity with speed of footwork.) > Basic movements of Kathak with names. : (Proper lining of movements with their names.) > New 'tukda' of kathak. : (> Implementation of basic movements through 'Bols' of kathak.) > Tagore dance: (Phagun haway haway...). : (Facial expressions, proper body posture.) > Introduction of a famous Bharatanatyam Guru: Raja Radha Reddi. : (Awareness about a famous dancer.)</p>	<p>> Vegetables in round within a basket, > reference Renaissance Still life painting.</p>	<p>Introduction of French Impressionist Artist – Claude Monet using finger printing technique.</p>	<p>G.K. Our India Countries and Capitals Different Cuisines Flags and Currency India- states and capitals Food of different states Computers Python -Introduction to Python -print command -comments -indentation</p>	<p>Game: Football Skills: - • Top tap • Side tap • Passes • Dribble the ball - ONE TOUCH PASS</p>

asked to introduce themselves using an adjective that describes them the best and starts with the same letter as their first name. For example, “Kind Kiara”.

Speech on “My Favourite Literary Character” (Book Week)

Students will give a short speech about their favourite literary character’s traits, appearance, motivations and significance in the story using examples from the book to illustrate these traits.



Facial expressions

Students will show the facial expressions of various emotions like upset, excited, frowning, angry etc



INSTRUMENTAL MUSIC :

- Definition of Music, & Forms of Music
- Knowledge of terminologies
- Playing Techniques of all types of instruments
- Knowledge about various instruments
- Learning beats & taals in multiples of 2&4, Change of tempo or laya
- Familiarity with beats
- Learning Rabindra sangeet “Ananda loke Mangala loke”. Understanding of beats, rhythm, Indian and western notes.
- Comprehending the use

Print your name.

-Print table of different numbers.

-Print the area of a square

**Embracing
Resilience:
Overcoming
Challenges**
**Resilience Role
Models**

Students will research and speak about individuals who have demonstrated remarkable resilience in their lives. They can share anecdotes, quotes and lessons learnt from these role models.





of Keyboard and playing simple songs.



-Learning songs and making sense of beats and rhythm.

VOCAL MUSIC:

Alankar: 2/2
Differentiate the musical notes
Rabindrasangeet:
Mera Man Megh Ka Sathi
English prayer
Memorize the lyrics
Taal: Kaharwa
#Coordination


July		<p>Fairy tale Tableau: Roleplay any fairy tale character</p>  <p>Slow motion emotion: A drama game</p> <p>Miming show</p> 	<p><u>DANCE:</u></p> <ul style="list-style-type: none"> > Revision of previous lessons. : (clarity of body posture.) > 5 and 3 steps “chakkar”. : (Technique with clarity & stamina.) > `Tihai` no 4 of kathak. : (Technique with clarity.) > One patriotic dance. : (projection of style) > About Bharatanatyam costumes & accessories. : (Awareness about another dance style.) <hr/> <p><u>INSTRUMENTAL MUSIC :</u></p> <ul style="list-style-type: none"> •Definition of Music, & Forms of Music -Knowledge of terminologies •Names of Key or Notes (Indian & Western) -Identification of Notes •Learning beats & taals 	<p>Understanding various clay modelling techniques and implement press molding and slip casting technique in clay make different types of architecture and buildings</p>	<p>Introduction of Indian</p> <p>Artist – Rabindranath Tagore</p>	<p><u>G.K.</u></p> <p>The World Around Us</p> <p>Continents and Oceans</p> <p>Famous Landmarks Around the World</p> <p>Countries and Capitals</p> <p>Flags of Countries</p> <p>Famous Personalities (global and Indian)</p> <p><u>Computers</u></p> <p>Python continues</p> <ul style="list-style-type: none"> -If statement -If else -elif <p>-Find largest number between two given numbers.</p>	<p>GAME : Baseball 5</p> <p>Skill -</p> <ul style="list-style-type: none"> throwing and catching -correct technique of throwing the ball -upper hand throw -catching the ball with a glove - fielding stance
------	--	---	---	--	---	--	--

			<p>in multiples of 2&4, Change of tempo or laya</p> <p>-Familiarity with beats</p> <p>•Learning Hind Desh ke nivaasi</p> <p>-Comprehending the use of Keyboard and playing simple songs.</p> <p>-Learning of songs and making sense of beats and rhythm.</p> <p><u>VOCAL MUSIC:</u></p> <p>Ø Alankar: 2/2</p> <p># Differentiate between the musical notes</p> <p>Ø School Song</p> <p>Ø Patriotic song-Desh Ke Jawaan Hum.</p> <p># Voice expression</p> <p><u>Taal</u></p>			
--	--	--	---	--	--	--

August		<p>Mirror Mirror on the Wall copying actions</p> <p>Family Portrait skit on importance of family and values</p>  <p>Be a leader- roleplay any favourite national leader</p>  <p>Discussion on the play-share your self composed story and reflect on your character</p>	<p><u>DANCE:</u></p> <ul style="list-style-type: none"> > Revision of previous lessons. : (clarity of body posture.) > New 'tithai' no 5 of kathak. : (clarity of movements & steps with projection.) > Last part of the patriotic dance. : (projection of style) > One kathak composition with: "Ganesh vandana". : (· projection of style.) > Theory of "Tin taal". : (Oral communication skill with knowledge.) <p>-----</p> <p><u>INSTRUMENTAL MUSIC -</u></p> <ul style="list-style-type: none"> •Learning beats & taals in multiples of 3 •Change of tempo or laya -Developing rhythm sense 	continue with the style	Continued with the painting	<p><u>G K</u> <u>India and its Freedom struggle</u> Freedom Fighters Important dates</p> <p><u>Sports and Games</u></p> <p>National and International Sports Famous Sportspersons Olympic Games Traditional Indian Games</p> <p><u>Computers</u> Python continues -Loops -For loop -While loop</p> <ul style="list-style-type: none"> ➤ Print your name 10 times using a loop. ➤ Print the table of a number using a loop. 	<p>Game - Throwball Skills: Throwing and catching</p> <p>RECREATION AL GAME:</p> <p>-TARGET HITTING</p>
--------	--	--	--	-------------------------	-----------------------------	--	--

			<p>•Learning Patriotic song “Sare Jahan se Achcha”</p> <p>Application of rhythm, beats and other variations</p> <p><u>VOCAL MUSIC:</u></p> <p>Ø Alankar: 2/2</p> <p>Ø Inspirational Song- Dur Nahi Hai Manzil Ab Toh</p> <p>Harmony with each other.</p>				
Sept		MID TERM EXAMS	<p><u>DANCE:</u></p> <p>> Revision of previous lessons. : (clarity of body posture.)</p> <p>> “Tukra” of kathak. : (clarity of movements & steps with projection.)</p> <p>> Last part of the classical composition with kathak style : “Ganesh vandana” : (Projection of style with facial expression.)</p> <p>> Practice of “Asamyukta hasta mudras”. : (Oral</p>	Narrative composition based on landscape study	Folk art of Mithila –Madhubani the spectacular paintings from Bihar	<p><u>G K</u> <u>India and its</u> <u>Freedom struggl</u> Freedom Fighters Important dates</p> <p>Sports and Games</p> <p>National and International Sports Famous Sportspersons Olympic Games</p>	<p>GAME: Basketball Skills: Ball handling</p> <ul style="list-style-type: none"> • Dribbl ing • Passi ng <p>RECREATION AL GAMES -Lords of the ring</p>

			<p>communication skill with knowledge.)</p> <p>-----</p> <p><u>INSTRUMENTAL</u> <u>MUSIC - :</u></p> <ul style="list-style-type: none"> •Keyboard playing practices <p>CDEF DEFG EFGA FGA B </p> <p>SRGMP RGMPD GMPD N MPDNS etc.</p> <p>-Follow finger positioning on keyboard</p> <ul style="list-style-type: none"> •Learning Patriotic song Hum sab Bharatiya hai. <p>-Application of theoretical concepts according to beats and pattern progression.</p> <p><u>VOCAL MUSIC:</u></p> <p>Ø Bhajan: Ye Mat Kaho Khuda Se</p>			<p>Traditional Indian Games</p> <p><u>Computers</u></p> <p>Python Turtle</p> <p>1-Introduction to Python Turtle</p> <p>2-Programming with Turtle</p> <ul style="list-style-type: none"> a- Forward b- Backward c- Right d- Left e-. bgcolor f-. title g- .shapsize h- pensize i- shape() j- home() k- stamp() 	<p>(dribbling)</p> <p>-Count and pass (passing game)</p>
--	--	--	---	--	--	---	--

			<p>Ø One song for Samanjasya</p> <p># To develop the correct style of singing the Bhajan</p>				
Oct		<p>Practice dialogue delivery: rehearsals of dialogues with expressions and voice modulation</p> <p>Halloween stories: play on any Halloween story</p>  <p>Enactment of emotions: How to speak the same dialogue in different emotions</p>	<p><u>DANCE:</u></p> <p>> Revision of previous lessons. : (clarity of body posture.)</p> <p>> “Ginti Tihai” of kathak. (clarity of movements & steps with projection.)</p> <p>> Folk dance of Gujrat: “Garba”. : (Projection of style.)</p> <p>> Practice of “Asamyukta hasta mudras”. : (Oral communication skill with knowledge.)</p> <p>-----</p> <p><u>INSTRUMENTAL MUSIC :</u></p> <p>•High notes, Low notes</p>	Importance of form and shape in Indian folk art practice in clay low relief	Continued with the Folk art	<p><u>G K</u></p> <p><u>Books and Entertainment</u></p> <p>Famous Children’s Books and Authors</p> <p>Cartoon Characters and Animation</p> <p>Mythology and Indian Folk Tales</p> <p><u>Computers</u></p> <p>Python Turtle -for loop 1-Draw a square 2-Draw a star</p>	<p>Athletics</p> <p>Track running</p> <p>Fun races</p> <p>Junior athletic meet trails</p> <p>- standing broad jump</p>



& Tenor Notes

•Finger Positions on
keyboard, Guitar

•Single Beat, Double
Beat, Triple Beat etc.

123|123|123|123|

1 3|1 3|1 3|1 3| etc.

-Comprehending various
practical aspects of
keyboard and
beats/rhythm

•Learning theme music
of “Harry Potter”

-Applying the theoretical
concepts


-Samanjasya practice


VOCAL

MUSIC:October

Ø Seasonal Song-
Rimjhim Rimjhim

Ø Introduction to vocal
personalities.

			# Learning together				
Nov		Enactment of mystery stories Adventures of Tom Sawyer/Rusty/Huckleberry Finn/Swami 	<u>DANCE:</u> > Revision of previous lessons. : (clarity of body posture.) > Last part of “Garba” (Folk dance of Gujrat). : (Projection of style.) > Name of all the classical dances of India with their states. : (Oral communication skill with knowledge.) <hr/> <u>INSTRUMENTAL MUSIC :</u> •Technical Knowledge of Melody Instruments & Rhythm Instruments •Learning beats in the style of 4/4. -Understanding Technicalities of instruments	Continue with the style	Pop art Portraits taking inspiration from American artist Roy Lichtenstein	<u>Awards and Achievements</u> Recent achievements in space/science Famous award winners Important events (national and global, simplified) <u>Computers</u> Python Turtle -for loop continues Draw <ul style="list-style-type: none"> ➤ Hexagon ➤ Octagon ➤ heptagons nonagon ➤ decagon 	Game - dodgeball Skills - -throwing - catching -dodging

			<p>•Learning an “Indo-Arabic composition”</p> <p>Application of basics of Fusion music</p> <p>-Samanjasya practice</p> <p><u>VOCAL MUSIC:</u></p> <p>Ø Folk Song: Ghir Ghir Aayi Re.</p> <p>Ø Samanjasya</p> <p># Singing together</p> <p>Ø Taal</p>				
Dec		<p>Christmas stories:</p> <p>Play on Christmas with christmas carols</p> 	<p><u>DANCE: (December)</u></p> <p>> Revision of previous lessons. : (clarity of body posture.)</p> <p>> Preparation for “Samanjasya”. : (at least 2/3 dances students will perform according to the theme > Projection of style.)</p> <p>-----</p>	Practice of Indian ancient seal making techniques in clay	Continued with Portraits	<p><u>G K</u></p> <p><u>Science and Nature</u></p> <p>Parts of Plants and Their Uses</p> <p>Animal Kingdom (domestic, wild, aquatic, birds)</p> <p>Natural Resources (water, air, soil)</p>	<p>Game :</p> <p>Cricket Skills:</p> <p>Catching</p> <p>Throwing</p> <p>Fielding</p> <p>Bowling</p> <p>Batting</p>

			<p><u>INSTRUMENTAL MUSIC :</u></p> <ul style="list-style-type: none">•Learning beats in the style of ¾ i.e., triple beats•Finger positions on Keyboard & Guitar-Understanding the dynamics of keyboard, guitar and rhythm sense•Beats of Indian National Anthem, Vande Matras, we shall overcome/Hum Honge Kamyab, Sare jahan se achcha-Learning known songs to develop confidence and practice finger positioning•Learning to play “Humko man ki shakti dena”•Learning Christmas carol “Rudolph the Red Nosed Reindeer”-Application of western			<p>Our Solar System</p> <p><u>Computers</u></p> <p>Python Turtle</p> <p>-while loop</p> <p>Draw spider web using while loop</p>	
--	--	--	---	--	--	--	--

			<p>and Indian styles and finger positioning</p> <p>-Samanjasya practice</p> <p><u>VOCAL</u></p> <p><u>MUSIC:December</u></p> <ul style="list-style-type: none"> Practice for Samanjasya 				
Jan		Practice for Samanjasya	<p><u>DANCE:</u></p> <p>> Preparation for “Samanjasya”. : (at least 2/3 dances students will perform according to the theme > Projection of style.)</p> <p>-----</p> <p><u>INSTRUMENTAL</u></p> <p><u>MUSIC :</u></p> <ul style="list-style-type: none"> Learning the patterns in different sections according to the theme. Learning theme music of “Godfather” <p>Application of finger</p>	Continue with the style	Optical illusion of using Complimentary colours.	<p><u>G K</u></p> <p><u>Brain Teasers and Logical Thinking</u></p> <p>Riddles and Puzzles</p> <p>Spot the Difference</p> <p>Odd One Out</p> <p>Patterns and Sequences</p> <p><u>Computers</u></p> <p>Python Turtle -while loop Continues</p>	<p>Revisiting all activities and skills taught during the session.</p> <p>Obstacle race</p> <p>Recreational activities</p> <p>Dodgeball:-</p> <p>-Throwing</p> <p>-catching</p> <p>-dodging</p>

			positioning and revising western notes <u>VOCAL MUSIC:</u> Ø Unity Song- Hasta Ja # Sensitivity towards people. Ø Taal			Draw different shapes with RGB	
Feb		END TERM EXAMS	<u>DANCE:</u> > Revision of previous lessons. : (clarity of body posture.) > New "Tukra". : (clarity of movements & steps with projection.) > One Kathak composition: "Raas rachata". : (Projection of style.) ----- <u>INSTRUMENTAL MUSIC :</u> •Combining all different	practice of Indian toy making	Continued with the illusion	<u>G K</u> <u>Brain Teasers and Logical Thinking</u> Riddles and Puzzles Spot the Difference Odd One Out Patterns and Sequences <u>Computers</u>	Revisiting all activities and skills taught during the session. Recreational games

			<p>sections & patterns & playing them.</p> <p>-Comprehension of percussion instruments</p> <p>•Learning music of “Can Can”</p> <p>-Developing a sense of outside cultural music and differentiating it from Western and Indian music.</p> <p><u>VOCAL MUSIC:</u></p> <p>Ø Revision of songs</p>			<p>Python</p> <p>-for loop – Conditional Statements</p> <p>-while loop</p>	
--	--	--	--	--	--	--	--