


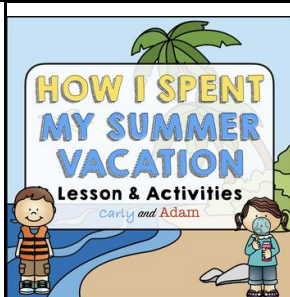


Co- Scholastic Syllabus for Class 5 Session 2025-26

Month	Public Speaking	Theatre	Performing Art Dance / Vocal Music / Instrumental Music	Clay Modelling	Art	GK/ Robotics	Physical Education
April /May	<p>Theme: I am the change I want to be</p> <p>Basics of Public Speaking: Students will be made aware of the essential qualities needed for public speaking, i.e. speech, expression, confidence, body language, voice modulations, etc.</p>  <p>Self Introduction (Ice breaker activity): Students will be asked to introduce</p>	<p>Introduction- What is drama?</p> <p>Students will be introduced to the term drama.</p> <p>Elements of drama plot, character, thought, diction, spectacle and song</p> <p>History of Theatre Students will be introduced to the background of Theatre-origin and evolution.</p> <p>All About Theatre Students will informed about important aspects for a powerful</p>	<p><u>DANCE:</u></p> <p>> 'Tatkar' of tin taal with new steps.: (Clarity of foot works.)</p> <p>> All basic movements of kathak with some new ones (like: Manjari, Matang...etc.). : (Clarity of movements.)</p> <p>> New bole: 'Aamad' of kathak.: (Implementation of basic movements.)</p> <p>> One dance of Tagore song: (Mere chit me). : (Facial expressions, proper body posture.)</p> <p>> Introduction of a famous Odissi Guru: Guru Kelucharan Mohapatra. : (Awareness about other dance styles.)</p>	<p>> Practice Birds in relief,</p> <p>> reference indus valley seal making technique</p>	<p>Introduction of Indian cubist Artist – M.F.Husain.</p>	<p><u>G.K.</u> Monuments</p> <ul style="list-style-type: none"> - Famous monuments of India - Famous monuments of Delhi - Seven wonders of the world - Textiles of different states <p><u>Robotics</u> Introduction of Robotics Introduction of Tinkercad</p> <ul style="list-style-type: none"> • LED Glow • LED Patterns • RGB LED Control • Traffic Light Logic 	<p>Game : Football</p> <p>Basic Skills:</p> <ol style="list-style-type: none"> 1.Simple and zig zag Dribbling 2.Types of Passes 4. Kick 5. Shooting 6. Throw in 7. Rules related to game

	<p>themselves in a manner which will include their likes and dislikes</p> <p>Activities and Energizers:</p> <ul style="list-style-type: none"> - word catch game (for vocab practice) - Tongue twisters activity (to improve word clarity while speaking) - debate on simple topics (to improve thinking skills) 	<p>performance— dialogue delivery, expression, confidence, body language, voice modulations</p>  <p>नाट्य विधा के नव रस - नाट्य शास्त्र के विभिन्न नौ रसों से छात्रों को परिचित करवाया जाएगा। जैसे - वीर, अद्भुत, करुण, हास्य, शृंगार, रौद्र, शांत, भयानक एवं वीभत्स। प्रत्येक रस का अपना विशेष महत्त्व है।</p>	<p>-----</p> <p><u>INSTRUMENTAL MUSIC :</u></p> <ul style="list-style-type: none"> •Origin of Indian Music – A brief description -Knowledge acquisition •Playing Techniques of all types of melody instruments & percussion instruments -Practical Application •Learning Rabindra sangeet “Fule Fule Dhole Dhole & Ananda Loke Mongola Loke” using western chords. -Playing songs with increasing difficulty level •Handling of drumsticks in a proper manner. Identifying the correct keys. -Understanding, Using and Playing the 			System	
--	--	--	---	--	--	--------	--

		 <p>Situational role play Children will select one difficult/adverse situation from the given choices and prepare a role play as a teamwork.</p>	<p>instruments in a correct way</p> <p>-----</p> <p><u>VOCAL MUSIC:</u></p> <p>Alankar: 3/3, 4/4. # Distinguish between musical notes. Vocal Personality: Indrani Sen Rabindrasangeet: Phulay Phulay Dholay Dholay # Memorize the lyrics. Taal: Kaharwa #Coordination</p>				
July	<p>How I spent my vacations- Students will be asked to bring pictures of their vacation trips and talk about it in class.</p>	<p>Situational role play Children will select one situation from the given choices and prepare a role play as a teamwork. (Use SDG 12)</p> <p>Change Begins With Me" Monologues</p>	<p><u>DANCE:</u></p> <p>> Revision of previous lessons.: (clarity of body posture.) > 5, 3 & 1 steps "chakkar". : (Technique with clarity & stamina.) > New 'tihai' no 6 of kathak. : (Technique with clarity, rhythm.) > One inspirational</p>	<p>Understanding various clay modelling techniques and implement coiling technique make different types of vases and utensils</p>	<p>Introduction of French Post-Impressionist Artist – Georges Seurat using stippling technique.</p>	<p><u>G.K</u></p> <p>Animals: - Endangered and Extinct animals - Animals Super Senses - Migratory Animals/Birds - National Parks and Sanctuaries - Children/Animated Movies</p>	<p>Game: Base Ball Skills: 1.Throwing 2.Catching 3.Fielding 4.Base running 5.Batting 6.Rules related to game</p>



Speech Reach

Students will be called forward in groups and discuss the importance of happiness in life.

(Speaking and Observation skills)

Puppet talk:

In a group of 4 students will make 2 hand puppets and create dialogues/conversation between the puppet characters.
(Observation and listening skills)

patriotic dance (Aao hum sab hath milaye). :
(Projection of style, expression.)
> About Odissi costumes & accessories. :
(Awareness about other dance styles.)

INSTRUMENTAL MUSIC :

•Origin of Indian Music –
A brief description

-Knowledge acquisition

•Learning Vaishnav Jana toh.

VOCAL MUSIC:

Ø Alankar: 2/2

Ø Unity song- Ye Mandiron Ka Desh Hai.



Sing in harmony


- Famous Movies and Movie Characters
- Legendary/Famous Actors



Robotics


3 D Designing
Basics of CAD
Designing Basic Components Shapes


- Emoji's design
- Car design
- Kitchen design


August	<p>Story relay (random story weaving using IDIOMS) Students will write a story in their own words using at least 1-2 IDIOMS in a sentence,</p>  <p>Famous speeches (listening to some of the famous speeches) Students will listen to the famous speeches on youtube</p> <p>Hot seat- India Independence</p>  <p>Students will create a quiz on powerpoint on</p>	<p>Miming exhibition Choose any one SDG and mime without a dialogue delivery.</p> <p>My Superpower for Change”</p> <p>Activity: Each student finishes this sentence: □ “My name is ____ and my superpower is ____.”</p> <p>Perform it with action (e.g., “My name is Ayesha, and my superpower is helping others!” <i>poses like a hero</i>).</p>	<p><u>DANCE:</u></p> <p>> Revision of previous lessons. : (clarity of body posture.) > New “Tukra” of kathak. : (clarity of movements & steps with projection.) > Last part of the inspirational patriotic dance (Aao hum sab hath milaye). : (Projection of style, expression.) > One classical composition of kathak (Tarana Yaman). : (Projection of style, technique & speed.)</p> <p>-----</p> <p><u>INSTRUMENTAL MUSIC :</u></p> <ul style="list-style-type: none"> •High notes, Low notes & Tenor Notes •Finger Positions on keyboard, Guitar •Single Beat, Double Beat, Triple Beat etc. 	<p>Basic understanding of composition in clay and continued with animated characters</p>	<p>Continued with the artist</p>	<p><u>G.K</u> More About India: - Indian Cuisine - Folk and Classical Dance - Indian Folk Music - Museums and Monuments</p> <p><u>Robotics</u></p> <p>IR Sensor Interfacing</p> <ul style="list-style-type: none"> • Toddler Alarm • Security System 	<p>Game:Throw Bal Skills: 1.Serve 2.Throwing 3.Catching 4.Placing 5.Rules related to game</p>
--------	---	---	---	--	----------------------------------	--	---

	<p>the Independence of India and conduct the quiz in class.</p> <p>Stories from my childhood</p>  <p>Students will think of any story and narrate in their own words</p>		<p>123 123 123 123</p> <p>13 1 3 1 3 1 3 etc.</p> <p>-Comprehending various practical aspects of keyboard and beats/rhythm</p> <p>•Learning patriotic song</p> <p>“Kadam kadam badaye Jaa”.</p> <p>-Application of theoretical concepts according to beats</p> <p><u>VOCAL MUSIC:</u></p> <p>Ø Alankar: 3/3</p> <p>Ø Patriotic song: Yeh Hai Mera Hindustan</p> <p># Learning together</p>				
--	--	--	--	--	--	--	--



September	<p>Tagore Masterchef Students will enact an episode of Masterchef in a group of 3-4 students</p>  <p>(Speaking and Observation skill)</p> <p>Tour Guide</p>  <p>Enact a tour guide of any destination of your choice</p>	<p>My Favourite character Role play any character from any story and present a monologue</p> <p>Miming exhibition Choose any one SDG and mime without a dialogue delivery.</p>	<p><u>DANCE:</u></p> <p>> Revision of previous lessons. : (clarity of body posture.) > Last part of the classical composition of kathak (Tarana Yaman). : (Projection of style, technique & speed.) > Practice of “Asamyukta hasta mudras”. : (oral communication, clarity of movements & use.) > Theory of “Tin taal” with few definitions of rhythm. : (oral communication.)</p> <p>-----</p> <p><u>INSTRUMENTAL MUSIC :</u></p> <p>•Keyboard playing practices</p> <p>CDEF DEFG EFGA FGA B </p> <p>SRGMP RGMPD GMPD N MPDNS etc.</p> <p>-Follow finger positioning</p>	<p>Narrative composition based on landscape study</p>	<p>Elements of Art- Typographical Design in the shape of a bird or animal</p>	<p><u>G.K</u></p> <p>India and the World: - World Heritage Sites - Mountains, Rivers and Waterfalls - Natural and Man-made Lakes</p> <p><u>Robotics</u></p> <p>LDR Sensor • Automatic Street light</p>	<p>Game: Basketball Skill: 1.Dribbling on the spot 2.Low and high dribble 3.Types of passes 4.simple shooting 5.Rules related to game</p>
-----------	--	--	--	---	---	--	---

			<p>on keyboard</p> <ul style="list-style-type: none"> • Learning theme music of "Pirates of the Caribbean" <p>- Application of western notes</p> <p><u>VOCAL MUSIC:</u></p> <p>Ø Bhajan: Vaishnava Jana Toh</p> <p>Ø One song for Samanjasya</p> <p># To develop the correct style of singing the Bhajan.</p>				
October	<p>Just a minute- open a topic note and speak on the topic given</p>  <p><small>shutterstock.com · 219316981</small></p>	<p>Dialogue delivery Morning Affirmations</p> <p>Dialogue in Action</p>	<p><u>DANCE:</u></p> <ul style="list-style-type: none"> > Revision of previous lessons. : (clarity of body posture.) > New 'toda' in kathak. : (clarity of movements & steps with projection.) > Folk dance of south india: "Karakattam". : (Projection of style.) > "Asamyukta hasta mudras" with their use in 	<p>Importance of form and shape in Indian folk art practice in clay high relief create figurative forms based on the style</p>	<p>Continued with the typography</p>	<p><u>G.K</u></p> <p>Festivals:</p> <ul style="list-style-type: none"> - National festivals - Religious festivals - Harvest festivals <p><u>Robotics</u></p> <ul style="list-style-type: none"> • Motors and Motor Drivers • Final Project : IR Sensor Controlled 	<p>Game:Basketball</p> <p>Skills:</p> <ol style="list-style-type: none"> 1.Dribble and pass 2.Simple Shooting 3. Dribble and Shoot 4.Game Practice



	<p>Rhyme time-</p>  <p>Students will read a poem with confidence, clarity and voice modulation</p> <p>Preparation for Samanjasya</p>	<p>Distributing roles for the Annual presentation</p>	<p>dance. : (oral communication, clarity of movements & use.)</p> <p>-----</p> <p><u>INSTRUMENTAL MUSIC :</u></p> <ul style="list-style-type: none">•Meter – Beat & Rhythm•Duration – long & short•Tempo – Fast & Slow•Dynamics – Sound & Silence•Pitch – High & Low•Texture – Thick & thin, Solo & Group <p>-Learning the theoretical aspects of the dynamics of music</p> <ul style="list-style-type: none">•Learning English Song “March of the Toreadors” <p>-Application of western notes</p>			<p>Car</p>	
--	---	---	--	--	--	------------	--

			<p>-Samanjasya practice</p> <p><u>VOCAL MUSIC:October</u></p> <p>Ø Patriotic Song: Majhab se tho majhab ko</p> <p>Ø Introduction to vocal personalities</p> <p># Listening</p>				
November	<p>TED talks Students will listen to the ted talks as shown by the teacher and will discuss that in class. Later they will be asked to give a TED talk on their motivational experience.</p>  <p><small>shutterstock.com · 2397499289</small></p>	<p>Practice dialogue delivery</p> <p>Halloween stories</p> <p>Stage direction</p> <p>Enactment of emotions</p>	<p><u>DANCE:</u></p> <p>> Revision of previous lessons. : (clarity of body posture.)</p> <p>> Last part of the folk dance: “Karakattam”. : (Projection of style)</p> <p>> New “Tukra”. : (clarity steps with projection.)</p> <p>> “Asamyukta hasta mudras” with their use in dance. : (oral communication, clarity of movements & use.)</p> <p>-----</p>	Continue with the style	<p>Folk art of Madhya Pradesh-</p> <p>Gond</p>	<p><u>G.K</u></p> <p>Sports and Games: - Indian Traditional Games - Adventure Sports - Legendary Sportspersons</p> <p><u>Robotics</u></p> <ul style="list-style-type: none"> • Motors and Motor Drivers • Final Project : IR Sensor Controlled Car 	<p>Game: Athletics Skills: 1.Sprint 2.standing Broad Jump 3.Baseball Throw 4.Rules related to event</p>

	<p>Practice for Samanjasya - Annual Performing Art Presentation</p>		<p><u>INSTRUMENTAL MUSIC - :</u></p> <ul style="list-style-type: none"> •Technical Knowledge of Melody Instruments •Technical Knowledge of Rhythm Instruments •Learning beats in the style of 4/4. •Understanding Technicalities of instruments •Beats of Indian National Anthem, Vande Matram, we shall overcome/Hum Honge Kamyab, Sare jahan se achcha •Learning to play known songs to develop self confidence •Learning “Bharat humko jaan se pyara hai” with chords & full rhythm •Getting an idea about fusion music 				
--	--	--	---	--	--	--	--

			<p>•Samanjasya practice</p> <p><u>VOCAL MUSIC:</u></p> <p>Ø Unity song: Ye Waqt ki Awaaz Hai Milke Chalo</p> <p>Ø Samanjasya</p>				
Decem ber	<p>Final rehearsal for the class presentation 'Samanjasya'</p>  <p>Debate Time-</p>  <ul style="list-style-type: none"> - ice cream or chocolates? - video games or board games? - Should school start later in the 	<p>Rehearsing the play</p> <p>Blending the music with the play Christmas stories</p>	<p><u>DANCE:</u></p> <p>> Revision of previous lessons. : (clarity of body posture.)</p> <p>> Preparation for “Samanjasya”. : (at least 2/3 dances students will perform according to the theme > Projection of style.)</p> <p>-----</p> <p><u>INSTRUMENTAL MUSIC - :</u></p> <p>•Learning beats in the style of ¾ i.e., triple</p>	<p>Practice of ancient Indian seal making techniques in clay</p>	<p>Continued with the folk art</p>	<p><u>G.K</u></p> <p>Natural Resources: Renewable and Non- Renewable Sources of Energy - Natural Calamities</p> <p><u>Robotics</u> Python Programming Concepts:</p> <ul style="list-style-type: none"> • Arithmetic Operation • Finding Natural Number • Swapping variables • Calculator 	<p>Game: Volleyball</p> <p>Skills: 1.Underha nd serve 2.Underha nd pass 3.Rules related to game</p>

	day?		<p>beats</p> <ul style="list-style-type: none"> • Learning an Indo-Arabic composition with chords. - Application of basics of Fusion music • Playing Christmas carols silent night & we wish u a merry Christmas - Applying western notes. • Samanjasya practice <p><u>VOCAL MUSIC:</u></p> <ul style="list-style-type: none"> • Practice for Samanjasya songs 				
January	<p>Show and Tell</p> <p>Students will bring their favourite object and speak few lines on it</p>	Samanjasya	<p><u>DANCE:</u></p> <p>> Preparation for “Samanjasya”. : (at least 2/3 dances students will perform according to the theme > Projection of style.)</p> <p>-----</p>	Practice of Indian toy making technique in clay	Mosaic painting using sketch pens	<p><u>G.K</u></p> <p>Movies and Entertainment:</p> <ul style="list-style-type: none"> - Children/Animated Movies - Famous Movies and Movie Characters - Legendary / Famous Actors <p>Robotics</p>	<p>Game: Cricket</p> <p>Skills:</p> <ol style="list-style-type: none"> 1. Fielding 2. Catching 3. Batting 4. Bowling 5. Rules related to game

	 <p>Stand up comedy Students will present a short self written script to make others laugh</p> 		<p><u>INSTRUMENTAL MUSIC :</u></p> <ul style="list-style-type: none"> • Learning the patterns in different sections according to the theme. • Learning “Itni shakti humein dena data” -Applying combinations of patterns of music in specific and different themes. <p><u>VOCAL MUSIC:</u></p> <p>Ø Unity Song – Tu Zinda Hai</p> <p># Sensitivity towards people.</p> <p>Ø Taal</p>			<p>Libraries</p> <p>GUI : Graphical User Interface</p> <ul style="list-style-type: none"> • <u>Tkinter</u> • Finding Leap year • Finding any month calendar 	
February	<p>Newsreader: Students will choose any one piece of news and enact as a news reader</p>	<p>A video on 27 expressions every actor should know will be shown to students https://www.youtube.com/watch?v=tiicx0d7yBq</p>	<p><u>DANCE:</u></p> <ul style="list-style-type: none"> > Revision of previous lessons. : (clarity of body posture.) > Kathak composition “Kavittya”. (Projection of style.) > Reciting process of 	Continued with the style	Continued with the Mosaic painting	<p><u>G.K</u></p> <p>Movies and Entertainment:</p> <ul style="list-style-type: none"> - Children/Animated Movies - Famous Movies and Movie Characters - Legendary/Famous Actors 	<p>Game: Cricket</p> <p>Skills:</p> <ol style="list-style-type: none"> 1.Practice of all the skills related to games 2.Match



My learning curve



Speak about the learnings and goals
Students will speak whatever they have learnt this year and will set goals for the next year

(Speaking and Observation skill)

“Tin Taal” with “Tali-Khali”. : (Oral communication with a sense of rhythm.).

INSTRUMENTAL MUSIC :

•Combining all different sections & patterns & playing them.

•Appropriate interpretation

-Understanding and judging pattern progression

•Learning “Rondo Alla Turca” – Mozart

Applying the theoretical concept

VOCAL MUSIC:February

Ø Revision of songs

Robotics

NLTK (NLP Library)

- Making Own Chat Bot