





Class III
PARENTS SYLLABUS 2026 – 2027
(April to September)

Month & Theme	English	Math	EVS	Hindi
<p>April / May</p> <p>Theme: 'Like one big family'</p> <p>Life skills: Respectful conversations</p> <p>Activity: Practice in pairs using 'Talk and Listen' cards.</p> <p>Values- 'Responsible means I do my part'</p> <p>Gender Sensitivity- Fair-play</p> <p>Health and Wellness- 'Self-</p>	<p>Topics:</p> <ol style="list-style-type: none"> Unit 1-The Royal Parade Grammar- Naming words (common, proper, collective) Punctuations(capitalization, full stop) Literature Reader The Ostrich and the Hedgehog Poem –The Secret Song <p>Activities</p> <p>Naming Fries</p> <p>Write examples of common and proper names on the cutout of the fries provided. Put them in the correct fries pocket.</p>	<p>Topics:</p> <ol style="list-style-type: none"> Numbers – up to 9999 Roman Numerals (1- 20) Shapes and Patterns <p>Activities:</p> <p>Place Value Bean Bag Toss- draw 4 concentric circles to depict the different places (Th,H,T,O). 9 bean bags will be tossed and as per the landing of the bean bags, form the number and write it in 3 different forms</p> 	<p>Topics:</p> <ol style="list-style-type: none"> Living as a family Living in a community <p>Activities-</p> <p>Art Integration- Warli Art- Design a card for your favourite community helper in your school on the occasion of Labour Day celebrated on 1 May. Write a message to thank them for their helping hand.</p> <p style="text-align: center;"><i>Warli Painting Card</i></p>  <p>Draw a graphic organizer- to show the different kinds of work done by your family members at home and as a profession.</p>	<p>विषय-वस्तु</p> <p>कविता - चींटी</p> <p>कहानी - आम का पेड़</p> <p>व्याकरण पुनरावृत्ति</p> <p>स्वर, व्यंजन तथा मात्रा अभ्यास</p> <p>र के विभिन्न रूप</p> <p>संयुक्त व्यंजन</p> <p>संयुक्ताक्षर</p> <p>वचन शब्द</p> <p>अनुच्छेद लेखन</p> <p>अपठित गद्यांश</p> <p>श्रुतलेख और शब्दावली</p>

<p>care Sunday'</p>	 <p>Making a web chart: describing an outfit using naming words.</p>	<p>Roll and Rearrange Duel (pair game)- Both the students will roll 4 dices each together, using those digits form the greatest 4 digit number and then compare and state which number is bigger.</p> 		
<p>July हिंदू रोजः सोमवार</p> <p>Theme: 'Fit as a fiddle'</p> <p>Values- Be kind to yourself</p> <p>Life Skills- Table Talk (table manners)</p> <p>Gender Sensitivity- We have similar needs and feelings</p>	<p>Topics: 1. Unit 6- Juan Bobo's Pot 2. Grammar Use of was and were Homophones Thank you note Punctuations (full stop and capitalization) 3. Literature Reader Trip to Heaven 4. Poem- A Tale about Rhyming</p> <p>Activities- Fin-tastic Words Students will write homophones on the scales pasted by them on the</p>	<p>Topics: 1. Addition 2. Subtraction 3. Measurements –Length</p> <p>Activities: Secret Code Addition Each student will make a "price list" where icons represent digits (e.g., 🍌 = 1, 🍌 = 2). They will create two "grocery lists" with four items each, translate the icons into a 4-digit number and add them up. If they regroup correctly, the final sum unlocks a "secret code" (like a page number in a favourite book or a</p>	<p>Topics: 1. Our Body 2. Staying Healthy</p> <p>Activities- 2-minutes hands and feet challenge-- Play the game while the music is being played using the floor mat and try to complete it in 2 minutes.</p>	<p>विषय-वस्तु</p> <p>कविता - सीखो</p> <p>कहानी - किसान की होशियारी</p> <p>व्याकरण</p> <p>संज्ञा शब्द पहचान और लेखन</p> <p>समान अर्थ वाले शब्द</p> <p>स्वर, व्यंजन तथा मात्रा अभ्यास</p>

Health and Wellness- Mission fit and fine

Activity: Mindful Movements- Students will enjoy doing the movements as asked on the 'Floor Mat Game'.

body of the fish.




Art Integration- Warli Art

Design a rangoli(on paper) using Warli art form for a thank you note that you would be sending to her friends post the dinner.



location of a hidden sticker in the room).



Addition Deck Cards

A standard deck of cards will be used (remove 10s and face cards; Aces = 1). Students will play in pairs, take turns in drawing **four cards** each to create their own 4-digit number. They must add their numbers together. Before they solve it, they must **predict** which columns will require a "carry over" (regrouping) based on the digits drawn. If they correctly predict a "carry," they get a bonus point.





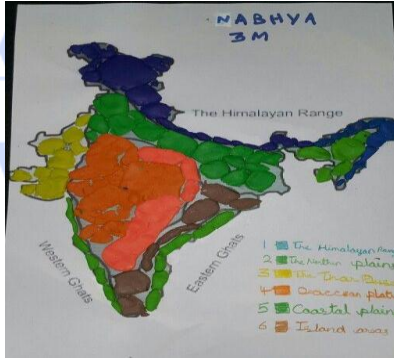
Healthy Bodies and Minds- Make an activity pyramid including things you like to do on your own and with your family members.

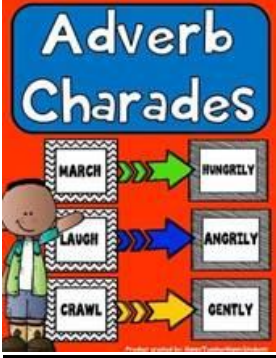

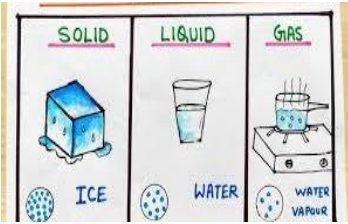


र के विभिन्न रूप
संयुक्त व्यंजन
संयुक्ताक्षर
अनुच्छेद लेखन
अपठित गद्यांश
श्रुतलेख और शब्दावली



DREAMS OF KIDZ SCHOOL

<p>August</p> <p>Theme: Heart and soul of India</p> <p>Values- Learning to celebrate our differences Activity: Circle time- Hold discussion where students can talk about what makes them unique and how they appreciate differences.</p> <p>Life Skills- See good in others (enjoy getting/ giving compliments)</p> <p>Gender Sensitivity- Everyone is unique</p> <p>Health and Wellness- Happy Teeth Club (oral hygiene)</p>	<p>Topics: 1.Unit 7-Tooth Troubles 2.Grammar -Homographs -Adverbs of Manner -Punctuations (full stop and capitalization) 3.Literature Reader A Present for Mother 4.Poem-When Mother Reads Aloud</p> <p>Activities-</p> <p>Double-Trouble Write two pairs of words that are spelled the same but have different meanings on the cut out of the cactus provided. Draw the picture of the word written.</p>  <p>Adverb Charades Add an adverb of manner to the action written on the slip they pick. Enact the action and let the class guess.</p>	<p>Topics: 1.Addition 2.Subtraction 3.Money</p> <p>Activities-</p> <p>The Great Balloon Pop (PEC)</p> <p>Write 4-digit numbers on slips of paper and put them inside balloons. Blow the balloon and scatter them across the playground. In teams, one student runs, grabs a balloon, pops it, and brings the number back. Then the second student does the same. They must subtract the smaller from the larger.</p>  <p>Trash Can Subtraction</p> <p>Place a trash can at the front of the room. Each student gets 8 small scraps of paper. On each scrap, they write a random digit (0–9), crumple them up, and toss them toward the bin. Once all the "snowballs" are</p>	<p>Topic: Our Country India</p> <p>Activities-</p> <p>Art Integration- (PBL) -Students will research and find out about the harvest festivals celebrated in India and get in groups to present their findings as a project.</p> <p>Physical Features of India- using play dough, depict the physical features on the physical map of India. (group activity)</p> 	<p>विषय-वस्तु</p> <p>- अपना अपना काम - हम अनेक किंतु एक</p> <p>व्याकरण -</p> <p>-सर्वनाम शब्द पहचान और लेखन -मात्रा अभ्यास -हिन्दी गिनती १ से ३० शब्दों तथा अंकों में -लिंग शब्द -अनुच्छेद लेखन -अपठित गद्यांश -श्रुतलेख और शब्दावली</p>
--	---	---	---	---

		<p>thrown, each student retrieves 8 random scraps from the floor. They use those 8 digits to create two 4-digit numbers and then subtract them.</p> 		
<p>September</p> <p>Theme: Count your blessings, not your wants</p> <p>Values- Gratitude grows kindness</p> <p>Life Skills- I am learning to collaborate</p> <p>Gender Sensitivity- Same being- same need</p> <p>Health and Wellness- Eat as per your need, not greed</p>	<p>Topics:</p> <ol style="list-style-type: none"> Unit 3- Williwu Learns to Make Friends Grammar -antonyms Literature Reader Rip Van Winkle Poem- The Tree <p>Activities-</p> <p>Antonym Glasses Write the word along with its antonym, one on each lens of the glasses cutout given to them.</p>	<p>Topics:</p> <ol style="list-style-type: none"> Multiplication Measurements – Capacity <p>Activities-</p> <p>Dice Store Shopping</p> <p>Students work in pairs. One is the "Store Owner," and one is the "Supplier." The Supplier rolls two dice to create a 2-digit price (e.g., 2 and 1 becomes 21). The Store Owner rolls one die to determine the "Quantity" they want to buy (e.g., 5). They must work together to calculate the total amount (21 times 5).</p>	<p>Topic: Our Needs</p> <p>Activities-</p> <p>Experiential Learning: Experiments- -Forms of water are interchangeable. -Properties of water -things that float/sink in the water.</p> 	<p>विषय-वस्तु</p> <p>-बोलने वाली माँद</p> <p>व्याकरण</p> <p>- विशेषण शब्द पहचान तथा और लेखन</p> <p>- मात्रा अभ्यास</p> <p>-अनुच्छेद लेखन</p> <p>-अपठित गद्यांश</p> <p>-श्रुतलेख और शब्दावली</p>

Gender Sensitivity- Same being- same need

Activity: A graphic organiser to share and unleash your thoughts



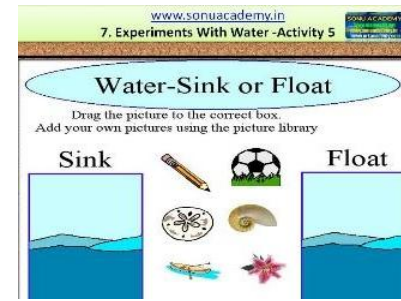

Flip the House

Write the describing word on the outer flap of the window and its antonym inside the window on the cut out of the house.



Art Integration Warli "Tarpa" Dance Arrays (Multiplication)

Draw a central musician (the 'Product'). Around them, draw circles of dancers. If the equation is 3 times 8, draw **3 concentric circles**. In each circle, draw **8 Warli stick figures** holding hands.



अहम्
योग्यः
अस्मि

RAJNIGMA INTERNATIONAL SCHOOL
EAST OF KAILASH NEW DELHI