




**Class I**  
**PARENTS SYLLABUS 2026 – 2027**  
**(April to September)**

Month & Theme	English	Math	General Awareness	Hindi
April / May  <b>Value:</b> Love and Kindness  <b>Life Skill:</b> Little manners, Big magic  <b>Health and Wellness:</b> Healthy Family, Happy family  <b>Gender Sensitivity:</b>  It is not a girl boy thing.  <b>SEL- Basic Manners</b>  <b>Activity(GA) : Happy Family Habit Tree</b>  Each child writes or draws one healthy	<b>MCB</b>  Alphabet song  Number Song  Sounds  Meet My Family  Poem: Colours Around us  <b>Grammar:</b>  -recap of blend words  -naming words  -rhyming words  -alphabetical order	<b>Revision</b>  -numbers (1-10)  -number names 1-10  -one more than/less than, between  -counting back  -ascending and descending order  -comparing numbers  -addition and subtraction within 10  <b>(Art Integration)</b>  <b>(Mandala Art)</b> <b>Dot painting and counting 1 to 10</b> Place a number card on the left side of the paper. Using the dot paint markers or dot stickers, make the	<b>- Me and my family</b>    <b>- Basic manners</b>  <b>*All about me-</b> students will introduce herself / himself.  	  व्यंजन क से ज्ञ । स्वर अ से अः । बिना मात्रा वाले शब्द— दो और तीन अक्षर वाले शब्द एवं वाक्य निर्माण  रचनात्मक गतिविधि <b>अक्षर बोलो - शब्द बनाओ</b>

habit their family follows (like exercising, eating together, or sleeping on time) on a paper leaf. All leaves are added to a big "Family Tree" chart in class, showing how many ways families stay healthy and happy.



### Activity: Recital

Recite the poem with actions



Look Around (connect with surroundings)  
 1. walk around the school to look for naming words.  
 2. talk on naming family members.

same number of dots on the right side of the paper.

### Number towers



### Materials -Duplo blocks

Choose a number card and make a tower of blocks for the same number. Count along as you add a block.

### Project/Activity:

#### Cherished memories






Draw a family tree and paste picture of your family members

दिए गए अक्षरों को जोड़कर नए-नए शब्दों का निर्माण कीजिए।

### गतिविधि –

ए 4 शीट पर परिवार में रहने वाले लोगों के चित्र चिपकाकर , उनके नाम का पहला अक्षर लिखिए –

<p><b>July</b></p> <p><b>Value:</b> Be Fit, Never Quit</p> <p><b>Life Skill:</b> Shine with responsibility</p> <p><b>Health and Wellness:</b> Super Me: Fit &amp; Fine</p> <p><b>Gender Sensitivity :</b> Strong Body, Strong Mind for all kinds</p> <p><b>SEL - Personal Responsibility</b></p> <p><b>Activity( Math):</b> <b>Power for All Parade</b> Children move through fun stations like running, solving puzzles, drawing, and helping tasks in mixed groups.</p>	<p><b>MCB</b></p> <p>-Fun in the Playground</p> <p>-Poem – Wake Up Time</p> <p><b>Grammar-</b></p> <p>-action words</p> <p>-naming words</p> <p></p> <p><b>Game: Within One Minute-</b> enact and name a few activities that you do when you wake up which takes you less than one minute.</p> <p><b>Leader leader change the action</b> -Change actions according to the leader</p>	<p><b>Shapes</b></p> <p>-plane shapes-basic 2D shapes (triangle, square, rectangle and circle)</p> <p><b>Numbers 11 to 20</b></p> <p>count and write number names 11-20</p> <p>- missing numbers</p> <p>- one more than/one less than / in between</p> <p>- tens and ones</p> <p>- abacus</p> <p>- comparing numbers (greater than, less than, equal to)</p> <p>- ascending and descending order</p> <p>-ordinal numbers</p> <p><b>Shape bake-</b> Make sandwiches using different shapes</p>	<p><b>- Our Body</b></p> <p><b>- Staying Healthy</b></p> <p></p> <p><b>- Personal Responsibility</b></p> <p><b>Project/Activity</b></p> <p><b>Flip flap booklet:</b> Draw sense organs and write any two things which relate to it</p> <p></p>	<p>बिना मात्रा वाले शब्द – तीन ,चार अक्षर वाले शब्द एवं वाक्य निर्माण पाठ– नटखट मनन</p> <p>(आ –I) मात्रा वाले शब्द , वाक्य निर्माण पाठ– समझदार राजन</p> <p>वाक्य पूर्ति, शब्द चित्र मिलान</p> <p><b>गतिविधियाँ</b></p> <p>स्वस्थ तन –उत्तम मन</p> <p>रचनात्मक गतिविधि :-</p> <p>आ मात्रा से शुरू होने वाले किसी भी एक फल या सब्जी का चित्र</p>
---	---	---	---	--



## SANDWICH SHAPES



### Shape printing- Different shape



Explore 3D shapes by printing with them and seeing which 2D shapes they make!

**My daily routine:** Speak about your daily routine and things we use for personal cleanliness.



स्वयं बनाइए और उसमे उचित रंग भरकर उस चित्र का नाम लिखिए तथा उस फल या सब्ज़ी के बारे में छात्र बताएंगे ।

जैसे :- रंग , स्वाद , पौष्टिक तत्व आदि



रचनात्मक गतिविधि :-

विभिन्न प्रकार की आकृति वाले किन्ही पाँच फलों के चित्रों को रंगीन कागजों से सजाकर एक कोलाज बनाइए और विभिन्न फलों के नाम बताइए ।






अहम्  
योग्यः  
अस्मि

TAGORE  
EAST OF K...

NEW DEERH...

SCCHOOL

<p><b>August</b></p> <p><b>Value:</b> Food is Precious</p> <p><b>Life Skill:</b> One smile can start a friendship</p> <p><b>Health and Wellness:</b> Colour your plate, feel great</p> <p><b>Gender Sensitivity:</b> Fair Food for every Mood</p> <p><b>SEL- Social Interaction</b></p> <p><b>Activity(English)</b> <b>Create a "Kindness Chain" -</b></p> <p>Students write kind words or actions on strips of paper and link them together</p>	<p><b>MCB</b></p> <p>-Off to School</p> <p>-Poem of your choice</p> <p><b>Grammar-</b></p> <p>-one and many</p> <p>-punctuation</p> <p>-comprehension</p> <p>-picture composition</p> <p>-sentence making</p> <p><b>More of Me:</b> Give plurals of any 5 vegetables, fruits animals and birds (group activity)</p>  <p><b>Art integration</b></p> <p>Using play dough, make objects of your choice to</p>	<p><b>Addition and Subtraction within 20</b></p> <p>-addition/subtraction by counting</p> <p>-vertical and horizontal addition/subtraction</p> <p>-statement questions on addition/subtraction</p> <p>-addition/subtraction with zero</p> <p><b>Measurement</b></p> <p>-comparing lengths</p> <p>-measuring length with suitable things</p> <p>-measuring lengths using hand span, cubit, pace and feet</p> <p><b>Shake it up:</b> Shake the two dice and ask your partner to sum it up.</p>	<p><b>-Staying healthy (contd)</b></p>  <p><b>-The food we eat</b></p> <p><b>- Social Interaction</b></p> <p><b>Project/Activity</b></p> <p><b>Feast Time -</b> My meal plan, Menu card for the day (design a Menu card for your birthday Party)</p>  <p><b>Salad party</b></p>	<p>(इ -ि)मात्रा वाले शब्द एवं वाक्य निर्माण</p> <p>पाठ – नई साइकिल</p> <p>गिनती– 1 –10 तक (अंकों में)</p> <p>वाक्य पूर्ति, शब्द चित्र मिलान, अपठित गद्यांश</p> <p><b>रचनात्मक गतिविधि :-</b></p> <p>छात्र ए 4 साइज शीट पर घर पर आसानी से मिलने वाली इ मात्रा से शुरू होने वाली सब्जियों की छाप की मदद से एक फूलदान तैयार करेंगे और जिन सब्जियों की छाप का प्रयोग किया है , छात्र उनके बारे में कक्षा में बताएंगे</p>
--	--	--	--	--

 <p>Kindness links us together!</p> <p>See how long the class kindness chain can get!</p>	<p>show one and many</p> 	 <p><b>Activity/Project</b></p> <p>Weight –making beam balance using waste material</p>  <p>balance scale working model</p>	 <p><b>Project: My healthy platter</b></p> <p>Draw or paste pictures of healthy food on paper plates.</p> 	 <p>रचनात्मक गतिविधि :-</p> <p>हिंदी गिनती को सही क्रम से लगाकर, प्रत्येक अंक के सामने उतनी ही बिंदी चिपकाइए।</p> 
<p>September</p> <p><b>Value:</b> Neat and Clean, Always Seen</p> <p><b>Life Skill:</b> Together we can</p> <p><b>Health and Wellness:</b> Clean surroundings, Happy living</p>	<p><b>MCB</b></p> <p>-Sharing is Caring</p> <p>-Poem – Ice cream Time</p> <p><b>Grammar-</b></p> <p>-articles 'a' and 'an'</p>	<p><b>Addition and Subtraction within 20 contd.</b></p> <p>-vertical and horizontal subtraction</p> <p>-subtraction with zero</p> <p>-statement questions on subtraction</p> <p><b>Patterns</b></p>	<p>- Clothes we wear</p> <p>- Our Homes</p> <p>- Teamwork and Cooperation</p> <p><b>Project/Activity:</b></p> <p>Dress up in your traditional dress and sing and dance on a</p>	

**Gender Sensitivity:**  
Equal Hands, Happy Home

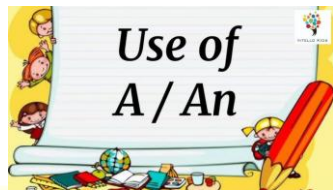
**SEL - Teamwork and Cooperation**

**Activity (GA): Mess Detectives on a Mission!** - Children become "detectives" and search the classroom for things that make it messy (paper bits, misplaced items, etc.). They collect and sort them into "clean" and "dirty" zones, then fix the mess together.



- picture composition
- comprehension
- sentence making

**Activity: Am I correct?**  
Teacher will put wrong articles in sentences and students will correct them




**Mind game:** teacher will display some fruits and vegetables. She will then hide them in a box and ask the students to name each fruit/vegetable.



- identify and complete the patterns
- patterns with shapes
- patterns with numbers, alphabet

**Activity: Shape o mania**  
Arrange the shapes to form a pattern



**Pattern Creators-** Bring any 5 kinds of shapes and make different patterns using those shapes

song related to it.



-look around in your wardrobe to find out names of different fabrics used in making clothes.



**My dream house**



name different things used to make a house

(ई-ी )मात्रा वाले शब्द  
पाठ – दीपावली मनाई  
(उ –ु ) मात्रा वाले शब्द  
गुनगुनाता मुरगा


शब्द एवं वाक्य निर्माण ,वाक्य पूर्ति एवं शब्द – चित्र मिलान , अनुच्छेद लेखन, अपठित गद्यांश

**रचनात्मक गतिविधि :-**

भारत के कोई भी चार राज्यों की परम्परागत कौशाकों के चित्र अपनी कॉपी में चिपकाइए और उन वस्त्रों के बारे में कक्षा में बताइए।



**रचनात्मक गतिविधि :-**



मिट्टी या कागज से बनाया हुआ एक दीया लीजिए। उसे सुन्दर रंगों या घर में पड़ी पुरानी चीजों से सजाइए और दीये का प्रयोग हम कैसे कर सकते हैं कक्षा में बताएं।



TAGORE INTERNATIONAL SCHOOL  
EAST OF KAILASH, NEW DELHI