



Class III
PARENTS SYLLABUS 2026 – 2027
(April to September)

Month & Theme	English	Math	EVS	Hindi
<p>April / May</p> <p>Theme: 'Like one big family'</p> <p>Life skills: Respectful conversations Activity: Practice in pairs using 'Talk and Listen' cards.</p> <p>Values- 'Responsible means I do my part'</p> <p>Gender Sensitivity- Fair-play</p> <p>Health and Wellness- 'Self-care Sunday'</p>	<p>Topics:</p> <p>1. Unit 1-The Royal Parade 2. Grammar- Naming words (common, proper, collective) Punctuations(capitalization, full stop) 3. Literature Reader The Ostrich and the Hedgehog 4.Poem –The Secret Song</p> <p>Activities</p> <p>Naming Fries Write examples of common and proper names on the cutout of the fries provided. Put them in the correct fries pocket.</p>	<p>Topics:</p> <p>1. Numbers – up to 9999 2. Roman Numerals (1- 20) 3. Shapes and Patterns</p> <p>Activities-</p> <p>Place Value Bean Bag Toss- draw 4 concentric circles to depict the different places (Th,H,T,O). 9 bean bags will be tossed and as per the landing of the bean bags, form the number and write it in 3 different forms</p>  <p>Roll and Rearrange Duel (pair game)- Both the students will roll 4 dices each together, using those digits form the</p>	<p>Topics:</p> <p>1. Living as a family 2. Living in a community</p> <p>Activities-</p> <p>Art Integration- Warli Art- Design a card for your favourite community helper in your school on the occasion of Labour Day celebrated on 1 May. Write a message to thank them for their helping hand.</p> <p style="text-align: center;"><i>Warli Painting Card</i></p>  <p>Draw a graphic organizer- to show the different kinds of work done by your family members at home and as a profession.</p>	<p>विषय-वस्तु</p> <p>कविता - चींटी कहानी - आम का पेड़</p> <p>व्याकरण पुनरावृत्ति</p> <p>स्वर, व्यंजन तथा मात्रा अभ्यास र के विभिन्न रूप संयुक्त व्यंजन वचन शब्द अनुच्छेद लेखन अपठित गद्यांश श्रुतलेख और शब्दावली</p> <p>गतिविधि - सूखी पत्तियों की सहायता से चींटी की रचना ए४ शीट पर कर चींटी की विशेषता लिखिए।</p>



Making a web chart: describing an outfit using naming words.

greatest 4 digit number and then compare and state which number is bigger.



July

Theme: 'Fit as a fiddle'

Values- Be kind to yourself

Life Skills- Table Talk (table manners)

Gender Sensitivity- We have similar needs and feelings

Health and Wellness- Mission fit and fine

Activity: Mindful Movements- Students will enjoy doing the movements as

Topics:

1. Unit 6- Juan Bobo's Pot
2. Grammar Use of was and were Homophones Thank you note Punctuations (full stop and capitalization)
3. Literature Reader Trip to Heaven
4. Poem- A Tale about Rhyming

Activities-

Fin-tastic Words

Students will write homophones on the scales pasted by them on the body of the fish.

Topics:

1. Addition
2. Subtraction
3. Measurements –Length

Activities-

Secret Code Addition

Each student will make a price list where icons represent digits (e.g., 🍎 = 1, 🐣 = 2). They will create two grocery lists with four items each, translate the icons into a 4-digit number and add them up. If they regroup correctly, the final sum unlocks a secret code (like a page number in a favourite book or a location of a hidden sticker in the room).

Topics:

1. Our Body
2. Staying Healthy

Activities-

2-minutes hands and feet challenge-- Play the game while the music is being played using the floor mat and try to complete it in 2 minutes.



Healthy Bodies and Minds- Make an activity pyramid including things you like to do on your own and with your family members.

विषय-वस्तु

कविता - सीखो

कहानी - किसान की होशियारी

व्याकरण

संज्ञा शब्द पहचान और लेखन

समान अर्थ वाले शब्द

स्वर, व्यंजन तथा मात्रा अभ्यास

र के विभिन्न रूप

संयुक्ताक्षर

अनुच्छेद लेखन

asked on the 'Floor Mat Game'.



Art Integration- Warli Art

Design a rangoli(on paper) using Warli art form for a thank you note that you would be sending to her friends post the dinner.



Secret Code Addition



Addition Deck Cards

A standard deck of cards will be used (remove 10s and face cards; Aces = 1). Students will play in pairs, take turns in drawing **four cards** each to create their own 4-digit number. They must add their numbers together. Before they solve it, they must **predict** which columns will require a carry over (regrouping) based on the digits drawn. If they correctly predict a carry, they get a bonus point.



अपठित गद्यांश

श्रुतलेख और शब्दावली

गतिविधि - बच्चे अपनी पसंद की फसल का चित्र हिन्दी की कार्यपुस्तिका में बनाकर लिखिए कि वह जमीन के ऊपर उगती है या नीचे।

August

Theme: Heart and soul of India

Values- Learning to celebrate our differences

Topics:

1. Unit 7-Tooth Troubles
2. Grammar
 - Homographs
 - Adverbs of Manner
 - Punctuations (full stop and capitalization)
3. Literature Reader

Topics:

1. Addition
2. Subtraction
3. Money

Activities-

The Great Balloon Pop (PEC)

Topic: Our Country India

Activities-

Art Integration- (PBL) -Students will research and find out about the harvest festivals celebrated in India and get in

विषय-वस्तु

- अपना अपना काम
- हम अनेक किंतु एक

Activity: Circle time- Hold discussion where students can talk about what makes them unique and how they appreciate differences.

Life Skills- See good in others (enjoy getting/ giving compliments)

Gender Sensitivity- Everyone is unique


Health and Wellness- Happy Teeth Club (oral hygiene)

**A Present for Mother
4.Poem-When Mother Reads Aloud**

Activities-

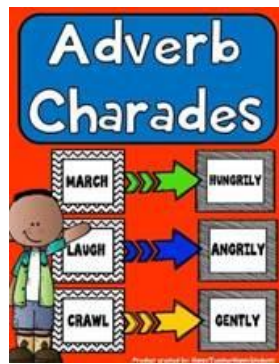
Double-Trouble

Write two pairs of words that are spelled the same but have different meanings on the cut out of the cactus provided. Draw the picture of the word written.



Adverb Charades

Add an adverb of manner to the action written on the slip they pick. Enact the action and let the class guess.



Write 4-digit numbers on slips of paper and put them inside balloons. Blow the balloon and scatter them across the playground. In teams, one student runs, grabs a balloon, pops it, and brings the number back. Then the second student does the same. Once they have two numbers, they must subtract the smaller from the larger.

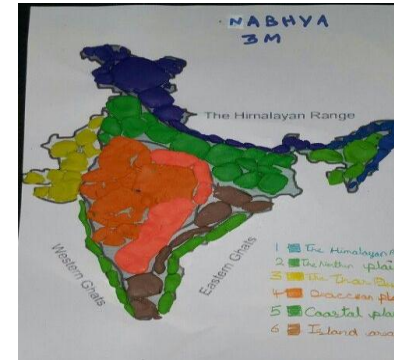


Trash Can Subtraction

Place a trash can at the front of the room. Each student gets 8 small scraps of paper. On each scrap, they write a random digit (0–9), crumple them up, and toss them toward the bin. Once all the snowballs are thrown, each student retrieves 8 random scraps from the floor. They use those 8 digits to create two 4-digit numbers and then subtract them.

groups to present their findings as a project.

Physical Features of India- using play dough, depict the physical features on the physical map of India. (group activity)



व्याकरण -

-सर्वनाम शब्द पहचान और लेखन

-मात्रा अभ्यास

-हिन्दी गिनती १ से ३० शब्दों तथा

अंकों में

-लिंग शब्द

-अनुच्छेद लेखन

-अपठित गद्यांश

-श्रुतलेख और शब्दावली

गतिविधि – पारिवारिक वृक्ष बनाकर उसपर एक तरफ अपने परिवार के पुरुष सदस्यों की तथा दूसरी तरफ स्त्री सदस्यों के चित्र उनके नाम व आपके साथ उनका क्या रिश्ता है सहित लिखिए।



September

Theme: Count your blessings, not your wants

Values- Gratitude grows kindness

Life Skills- I am learning to collaborate
Gender Sensitivity- Same being- same need

Health and Wellness- Eat as per your need, not greed

Gender Sensitivity- Same being- same need

Activity: A graphic organiser to share and unleash your thoughts

Topics:

1. Unit 3- Williwu Learns to Make Friends
2. Grammar
-antonyms
- possessive pronouns
-Punctuations (full stop and capitalization)
3. Literature Reader
Rip Van Winkle
Poem- The Tree

Activities-

Antonym Glasses

Write the word along with its antonym, one on each lens of the glasses cutout given to them.



Flip the House

Write the describing word on the outer flap of the window and its antonym

Topics:

1. Multiplication
2. Measurements – Capacity

Activities-

Dice Store Shopping

Students work in pairs. One is the Store Owner, and one is the Supplier. The Supplier rolls two dice to create a 2-digit price (e.g., 2 and 1 becomes 21). The Store Owner rolls **one die** to determine the quantity they want to buy (e.g., 5). They must work together to calculate the total amount (21 times 5).



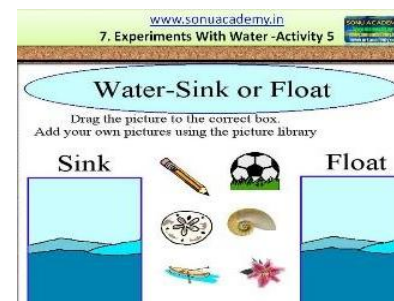
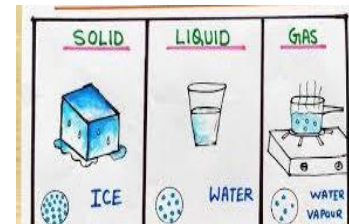
Topic: Our Needs

Activities-

Experiential Learning:

Experiments-

- Forms of water are interchangeable.
- Properties of water
- things that float/sink in the water.



विषय-वस्तु

-बोलने वाली माँद

व्याकरण

- विशेषण शब्द पहचान तथा और लेखन

- मात्रा अभ्यास

-अनुच्छेद लेखन

-अपठित गद्यांश

-श्रुतलेख और शब्दावली

गतिविधि - "अगर मैं लोमड़ी होता / ती ..."

बच्चे एक-एक वाक्य बोलें –
"अगर मैं लोमड़ी होता/होती, तो..."कक्षा चर्चा।

inside the window on the cut out of the house.



Art Integration Warli Tarpa Dance Arrays (Multiplication)

Draw a central musician (the product). Around them, draw circles of dancers. If the equation is 3 times 8, draw **3 concentric circles**. In each circle, draw **8 Warli stick figures** holding hands.

