



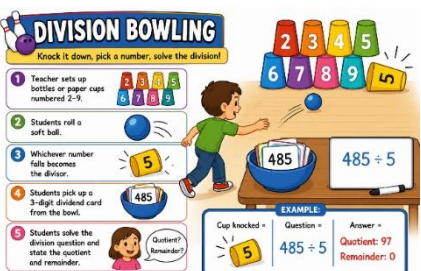





Class III
PARENTS SYLLABUS 2026 – 2027
(October to February)

Month & Theme	English	Math	EVS	Hindi
October Theme: “In the Lap of Nature” प्रकृति की गोद में Values- कृतज्ञता Life Skills- सहयोग और देखभाल Activity: बच्चे पानी/बिजली बचाने के तरीके एक ए 4 शीट पर लिखकर लाएंगे । Gender Sensitivity- सभी के लिए समान अवसर	Topics- 1. A Detective is Born 2. Grammar- - Synonyms - Degrees of Comparison 3. Jungle Jamboree (Literature Reader) Activity: The Smart Cookie  Students will write the comparative words on the cookie cut outs given to them.	Topics: 1. Revision of Multiplication 2. Understanding Division Activity- Division Musical Chairs Students will walk around a circle while the music is played. The teacher will stop the music and call out a division question, like 25 divided by 4. Students will quickly form groups of the divisor (groups of 4). The students who are ‘left over’ (the remainder) have to run to the corner and sit on the chairs placed there after calling out the division fact i.e. the total number of full groups (the quotient) and how many are sitting (the remainder).	Topic: Plants Around Us Activity: Art Integration Mandala Art- Art Integration Activity Students will learn to fold and make a paper folder using motifs from Mandala Art to decorate it while learning the special features- circular symmetry and intricate geometric patterns using patterns of flowers/ leaves. 	1. प्रकृति पर्व 2. कविता – रस्साकशी 3. व्याकरण - क्रिया शब्दों की पहचान और लेखन - अनेक शब्दों के लिए एक शब्द पहचान और लेखन - श्रुतलेख और शब्दावली - अपठित गद्यांश - अनुच्छेद लेखन गतिविधि - प्रकृति का खज़ाना बच्चे प्रकृति से जुड़ी 5 चीजों के नाम हिन्दी कार्यपुस्तिका में लिखेंगे

<p>Health and Wellness- स्वच्छता और स्वस्थ आदतें</p>		 <p>DIVISION MUSICAL CHAIRS</p> <p>STOP! $25 \div 4 = ?$</p> <p>Students walk around the circle while the music plays.</p> <p>Teacher stops the music and calls out a division question.</p> <p>Students quickly form groups of the divisor (groups of 4).</p> <p>6 groups (remainder 1)</p> <p>The students who are LEFT OVER (the remainder) run to the corner and sit on the chairs after calling out the division fact.</p> <p>$25 \div 4 = 6 R1$</p> <p>$25 \div 4 = 6 \text{ groups}$</p>		<p>जैसे – पेड़, फूल, नदी, पक्षी आदि। फिर हर बच्चे को अपनी पसंद की एक प्राकृतिक चीज़ का चित्र बनाकर उसके बारे में 2 पंक्तियाँ लिखने को कहा जाएगा।</p>
<p>November</p> <p>Theme: “In the Lap of Nature” प्रकृति की गोद में</p> <p>Values- कृतज्ञता</p> <p>Life Skills- सहयोग और देखभाल</p> <p>Gender Sensitivity- सभी के लिए समान अवसर</p> <p>Health and Wellness- स्वच्छता और स्वस्थ आदतें</p> <p>Activity: एक स्टिकी नोट पर लिखकर अपनी कार्यपुस्तिका में चिपकाएंगे।</p>	<p>Topics:</p> <ol style="list-style-type: none"> 1. We Saved a Whale 2. Grammar- Preposition of time 3. The Blue Whale (Literature Reader) 4. Swift Things are Beautiful (Poem- Literature Reader) <p>Activity: The Time train</p>  <p>Students spin the wheel to match the correct preposition of time with its time rules after reading the sentences given on the cards.</p>	<p>Topics:</p> <ol style="list-style-type: none"> 1. More Division 2. Measurements – Weight <p>Activity-</p> <p>Division Bowling</p> <p>Teacher will set up bottles or paper cups numbered 2–9. Students roll a soft ball, whichever number falls becomes the divisor. Then they pick up a 3-digit dividend card from the bowl placed on the table and solve the question to state the quotient and remainder.</p>  <p>DIVISION BOWLING</p> <p>Knock it down, pick a number, solve the division!</p> <ol style="list-style-type: none"> 1 Teacher sets up bottles or paper cups numbered 2–9. 2 Students roll a soft ball. 3 Whichever number falls becomes the divisor. 4 Students pick up a 3-digit dividend card from the bowl. 5 Students solve the division question and state the quotient and remainder. <p>EXAMPLE:</p> <p>Cup knocked = 5</p> <p>Question = $485 \div 5$</p> <p>Answer = Quotient: 97, Remainder: 0</p>	<p>Topic: Animals and Birds Around Us</p> <p>Activity:</p> <p>Project Based Learning Activity on ‘Our animals (as a group activity) each group will research about one of the following and present the information as a group.</p> <p>Our national bird, animal heritage animal, aquatic animal and reptile</p> 	<ol style="list-style-type: none"> 1. बीरबल की खिचड़ी 2. बया हमारी चिड़िया 3. व्याकरण - मात्रा अभ्यास, र के विभिन्न रूप अनेकार्थी शब्द <p>गतिविधि - बच्चे “खिचड़ी” का चित्र बनाकर उसमें डाली जाने वाली अपनी पसंद की सामग्री लिखेंगे।</p>

<p>December</p> <p>Theme: Actions Speak Louder Than Words</p> <p>Life skills: Responsible Earthlings</p> <p>Values- Being Empathetic Activity: Thank you note- (I would like to thank....) Salute to the heroes who work towards keeping the water bodies clean</p> <p>Gender Sensitivity- Be Me for a Minute!</p> <p>Health and Wellness- Less Mess, More Focus</p>	<p>Topics-</p> <ol style="list-style-type: none"> 1. Kindness Is Its Own Reward 2. Grammar- Articles-a,an,the 3. Poem- If I Could Fly 4. Amy, The Hedgehog Girl (Literature Reader) <p>Activity-</p> <p>Art Integration- Mandala Art</p> <p>Designing your own Golden shelled turtle using mandala art.</p> 	<p>Topic: Time and Calendar</p> <p>Activity-</p> <p>Time Bingo</p> <p>Each student gets a bingo card filled with different clock times. The teacher can show an analogue clock/ say a digital time/ give clues quarter past 6, half past 4, 10 minutes to 8. Students will identify the correct time, find it on their bingo card and mark the box. The first student to complete one row / column / the full card shouts TIME BINGO!</p> 	<p>Topic: Our Environment</p> <p>Activity-</p> <p>Pec Activity: Trash Sorting Race- Students will pick up the cards with names of the waste written on them, dispose of the card in wet or dry waste bins kept at the end of the race track.</p>	<ol style="list-style-type: none"> 1. पेड़ों की अम्मा 2. कविता -एक जादुई पिटारा <p>- श्रुतलेख और शब्दावली</p> <p>- अपठित गद्यांश</p> <p>- अनुच्छेद लेखन</p> <p>- व्याकरण -वचन शब्द वाक्यों में वाचन और लेखन</p> <p>गतिविधि – पेड़ों से मिलने वाली किन्हीं 5 चीजों के चित्र नाम सहित ए 4 शीट पर लिखिए।</p>
<p>January</p> <p>Theme: Get the message across</p> <p>Life skills: Clear Communication</p>	<p>Topics:</p> <ol style="list-style-type: none"> 1. Annalisa and the Giant 2. Grammar-Simple present, Present continuous tense 3. Poem- Table and the Chair (Literature Reader) 	<p>Topic: Fractions</p> <p>Activity-</p> <p>Fraction Pizza</p> <p>Students will be provided circular pieces of newspaper which they will fold to make 8 slices of pizza. They have to</p>	<p>Topic:</p> <p>Changing means of Communication</p> <p>Activity:</p> <p>Subject integration -Communication Survey - (Whole class activity)- (eg: Do</p>	<ol style="list-style-type: none"> 1. चतुर गीदड़ 2. भारत कविता <p>व्याकरण -</p> <p>- विलोम शब्द जान - पहचान तथा</p>

Values-
Perseverance is the key to success

Gender Sensitivity-
Same Right, Same Respect

Activity: Prepare a list of famous people who broke gender stereotypes. Eg- Indira Gandhi, Capt. Sofiya Qureshi, Birju Maharaj, Chef Vikas Khanna

Health and Wellness- Wellness Wins


अहम्
योग्यः
अस्मि

Activity- Tense tree



Students will complete the sentences written on the tree leaves using simple present/ present continuous form of the action word given to them.

order a pizza with different toppings (e.g. I want a pizza that is 1 pepperoni, 4 mushrooms, and 6 peppers). Students will pick up the cut-outs of the toppings and glue them onto their paper pizza. They will write the fraction for each topping underneath their pizza.



you use phone, TV, internet, or letters?) Show the data on tally chart.

Tally	Frequency
	11
	9
	13
	7

वाक्यों द्वारा विलोम शब्दों का ज्ञान

- श्रुतलेख और शब्दावली
- अपठित गद्यांश
- अनुच्छेद लेखन

गतिविधि – भारत का मानचित्र बनाकर उसे तिरंगे के तीनों रंगों से सजाइए।

February/March

Theme: Get the message across

Life skills: Clear Communication

Activity: Listening to the podcast/ TED talks

(Encourage children to focus entirely on the speaker, minimizing distractions.

Topics:

1. Nek Chand Builds a Dreamland
2. Grammar- Compound words
3. Something from Nothing
4. Poem- A Worthless sixteen Annas (Literature Reader)

Activity- Conjunctions- The Sentence Express

Topics:

1. Handling Data
2. Revision- Addition, Subtraction, Multiplication and Division

Activity-

Magic Mandala Cards

Students create beautiful mandala greeting cards while learning symmetry, shapes, and patterns in a fun and friendly way.

Topics:

1. Finding our Way
2. Being Safe
3. Changing Shapes

Activity-

Experiential Learning- Look around in school for things put up for our safety. Make a list and prepare 2-3 questions on the same. (eg: why do you think the hose has been installed on all floors? / Why is the fire extinguishers installed near the labs and pantry?)

पाठ – मित्र को पत्र

व्याकरण पुनरावृत्ति - अभी तक कक्षा में करवाए गए व्याकरण विषयों को दोहराया जाएगा

- श्रुतलेख और शब्दावली
- अपठित गद्यांश
- अनुच्छेद लेखन

गतिविधि –सभी छात्र अपने किसी एक

Values-
Perseverance is the key to success

Gender Sensitivity-
Same Right, Same Respect

Health and Wellness- Wellness Wins



Students will join the train compartment cut outs given to them. They will write sentence on the compartment and the joining word on the links of the compartments.

On the front side of the card they will draw one big circle, divide it into 4 or 8 equal parts and fill each section with repeated patterns (dots / petals / triangles / waves / lines). Inside they will write a small appreciation note for their friend.



मित्र को गर्मी की छुट्टियों में आप कहाँ घूमने जा रहे हो विषय पर 4 से पाँच वाक्यों में लिखकर बताइए।

अहम्
योग्यः
अस्मि

TAGORE INTERNATIONAL SCHOOL
EAST OF KAILASH, NEW DELHI