




Co- Scholastic Syllabus for Class I Session 2026 - 27


Month	Public Speaking	Theatre	Performing Art Dance / Vocal Music / Instrumental Music	Clay Modelling	Art	GK/ Computers	Physical Education
April and May <b>The tea state of India – Assam (Nature and Geography)</b>	<p><b>Introducing the club/ purpose of forming the club</b></p> <p><b>All about me (Tell me something interesting about yourself)</b></p> <p>(I speak activity)</p> <p><b>Interview session</b></p> <p>Familiarizing</p>	<p><b>Name game with action</b> Each child has to introduce himself/herself by saying, “My name is [Name]!” and then perform an action (e.g., jumping, spinning, clapping). The whole group repeats: “Your name is [Name]!” while copying the action</p> <p><b>Funny Faces</b> Students stand in</p>	<p><b>DANCE:</b></p> <ul style="list-style-type: none"> <li>Will start with ‘Pranam’.</li> <li>‘Tatkar’ of tin taal.</li> <li>Basic movements of kathak.-</li> <li>a) ‘Urdha kon suchi’,</li> <li>b) ‘Madhya kon suchi’,</li> <li>c) ‘Tala kon suchi’,</li> <li>d) ‘Samatal’</li> <li>One dance of Tagore song: (jhoom jhoom...)</li> </ul> <p>=====</p> <p><b>VOCAL MUSIC:</b></p> <ul style="list-style-type: none"> <li>Introduction of Seven Musical Notes: S R G M P D N S/S N D P</li> </ul>	<p>Basic understanding of Organic and Geometric Shapes and forms, practice in Clay.</p> <p>Transform shapes into objects:</p> <p>Sphere → fruit</p> <p>Cone → mountain/hat</p> <p>Cylinder → tree/snake</p>	<p><b>Introduction of primary Colours through the paintings of Dutch artist -Piet Mondrian</b></p>	<p><b>GK</b></p> <ol style="list-style-type: none"> <li>Who are you?</li> <li>Stories.</li> <li>Rhymes</li> <li>Current Affairs</li> <li>Quiz (Who’s who?)</li> </ol> <p><b>Computer</b></p> <ol style="list-style-type: none"> <li>Basics of computer</li> <li>Handling mouse - Pop the bubbles</li> <li>Typing on Keyboard - Letter Pop</li> <li>TuxPaint           <ol style="list-style-type: none"> <li>Magic – fill tool in TuxPaint</li> <li>Text Tool</li> </ol> </li> </ol>	<p><b>SPRINT TECHNIQUE &amp; WALL CLIMBING</b></p> <p><b>Sprint Activities:</b></p> <ul style="list-style-type: none"> <li>Correct running posture: head, arms, torso, legs</li> <li>Arm swing mechanics drill</li> <li>High-knee running drills</li> <li>Sprint start: crouch / set / go</li> <li>30-metre timed sprint</li> <li>Acceleration runs: 10m</li> </ul>

	<p>students with voice modulation, maintaining eye contact while speaking.</p> <p><b>Folk Tales</b></p> <p><a href="https://youtu.be/FIL9-j5Y5q8?si=9Cc8eM8TtWzR14aN">https://youtu.be/FIL9-j5Y5q8?si=9Cc8eM8TtWzR14aN</a></p> <p>The tea state of India- Assam</p> <p><b>Picture Talk (I speak activity)-</b></p> <p>Teacher will show a picture (tea gardens, river, animals). Ask students to describe what they see</p>	<p>a circle and make a funny face /expression turn by turn. Each child has to mimic the previous expression and make a new one</p> <p><b>Animal walk Theatre</b> Students observe the animals found in Assam. They choose any one animal and in groups walk like that animal and even enact and make sounds like it.</p> <p><b>Putla Nach (Assam) – Puppet activity</b> Children create and use simple puppets (paper, sock, or hand puppets) to act out a short story.</p>	<p>M G R S</p> <ul style="list-style-type: none"> <li>❖ Sargam song: Sa Se Sagar Ki Leherein</li> <li>❖ Environmental song :Batavaran Ko Swachh Banaye</li> <li>❖ Gayetri Mantra</li> <li>❖ Hindi Prayer: Shanti Do Hey Prabhu</li> </ul> <p>=====</p> <p><b><u>INSTRUMENTAL MUSIC:</u></b></p> <ul style="list-style-type: none"> <li>● Introduction of Musical Instruments along with Percussion instruments.</li> <li>● Familiarization of musical instruments</li> <li>● Learning &amp; playing Sargams</li> <li>● Learning western</li> </ul>				<p>→ 20m → 30m</p> <p><b>Metre Wall Climbing:</b></p> <ul style="list-style-type: none"> <li>• Safety briefing – correct grip, foot placement &amp; dismount</li> <li>• Hand-over-hand climbing technique</li> <li>• Foot push-up technique (using wall footholds)</li> <li>• Climbing to a set height marker – gradual progression</li> <li>• Timed 10-metre climb attempt</li> </ul>
---	---	---	--	--	--	--	--

	<p>in 1–2 sentences.</p> 	<p>They learn to move their puppets with small, lively actions and use simple dialogues like “Hello!” or “Welcome!” to bring their characters to life.</p> 	<p>notes</p>				
<p>July  <b>The Land of the Rising Sun - Arunachal Pradesh (History and Heritage)</b></p>	<p><b>My joyful Holidays!</b>          (Summer Vacation)          Children would share how they spent their summer vacations    <b>Let’s Talk</b>          Familiarizing students with</p>	<p><b>My joyful Holidays! (Summer Vacation)</b>          Children would share how they spent their summer vacations    <b>I Am Becoming...</b>          Children would choose something great they aspire to be (e.g., a kind</p>	<p><b><u>DANCE:</u></b></p> <ul style="list-style-type: none"> <li>● Revision of previous lessons.</li> <li>● ‘Tatkar’ of tin taal.</li> <li>● New movements of kathak – “Pushpak”.</li> <li>● One semi classical patriotic dance (Vande Mataram).</li> </ul> <p>=====</p> <p><b><u>VOCAL MUSIC:</u></b></p> <ul style="list-style-type: none"> <li>❖ Alankar:2/2</li> <li>❖ Unity Song: Ekta</li> </ul>	<p>Vegetable in round</p>	<p><b>Water resist painting – Cityscape</b></p>	<p><b><u>GK</u></b></p> <ol style="list-style-type: none"> <li>1.Parts of the body</li> <li>2. The five senses</li> <li>3. How many?</li> <li>4.Current affairs</li> <li>5. Mind quest</li> </ol> <p><b><u>Computer</u></b>          TuxPaint          1. Paintbrush tool –          different brushes.          2. Inserting Pictures using Stamps- changing size of stamps</p>	<p><b><u>GALLOPING, SLIDING &amp; LATERAL MOVEMENTS</u></b></p> <p><b>Activities:</b></p> <ul style="list-style-type: none"> <li>• Galloping – lead foot forward, trailing foot closes (both sides)</li> <li>• Sliding – step-together-step sideways (left &amp; right)</li> <li>• Skipping pattern – step-</li> </ul>


<p>अहम् योग्यः अस्मि</p>	<p>the correct pronunciation of words and help them to overcome stage fright</p> <p><b>Activity: "My little talk on Arunachal Pradesh"</b></p> <p>students will speak 3-4 lines about the state (culture, importance, clothes etc.)</p> 	<p>friend, a brave firefighter, a helpful doctor, a teacher). They would use a prop, enact and speak a few lines</p> <p><b>Mask Dance Magic of Arunachal</b></p> <p>Children wear simple masks and perform a slow group act inspired by Arunachal's traditional heritage. They use movements to show stories and culture.</p> 	<p>Ekta ❖ English Prayer</p> <p>=====</p> <p><b><u>INSTRUMENTAL MUSIC:</u></b></p> <ul style="list-style-type: none"> <li>• Introduction of Musical Instruments along with Percussion instruments.</li> <li>• Learning &amp; playing Sargams S R G M P D N S/S N D P M G R S. SS RR GG MM PP DD NN SS/SS NN DD PP MM GG RR SS. SRG RGM GMP MPD PDN DNS/ SND NDP DPM PMG MGR GRS</li> </ul>			<p>3. Making Pictures Colourful Magic – 1. Grass, plants tools</p>	<p>hop combination (slow, then rhythmic)</p> <ul style="list-style-type: none"> <li>• Lateral shuffle between cones (defence stance)</li> <li>• Movement pattern circuits: gallop → slide → shuffle</li> <li>• Musical movement: change pattern on signal</li> </ul>
----------------------------------	---	---	--	--	--	--	--

<p><b>August</b></p> <p><b>The Land of the Rising Sun - Arunachal Pradesh (Tribes &amp; Tradition)</b></p>	<p><b>Pass the Ball &amp; Speak</b></p> <p>Students sit in a circle. Pass a ball while music plays. When music stops, the child holding the ball says one line about Arunachal Pradesh (e.g., "It has mountains")</p> <p><b>Start Smart</b></p> <p>Familiarizing students with how to modulate their voice in different ways.</p> <p>Practice of voice modulation</p>	<p><b>Emotion Charades:</b></p> <p>Students would take turns acting out different emotions such as happiness, sadness, anger, or fear through facial expressions and body language.</p>  <p><b>India's Brave Hearts</b></p> <p>Children would portray famous Indian freedom fighters through a series of short, dramatic scenes and speak simple lines about their role in India's freedom.</p>	<p><b>DANCE:</b></p> <ul style="list-style-type: none"> <li>● Revision of previous lessons.</li> <li>● New movements of Kathak- "tat tat thei".</li> <li>● Last part of the patriotic dance: "Vande mataram".</li> <li>● Semi classical composition- "story of a peaceful day".</li> </ul> <p>=====</p> <p><b>VOCAL MUSIC:</b></p> <ul style="list-style-type: none"> <li>❖ School Song</li> <li>❖ Patriotic Song: Hind Desh Ke Nivasi</li> <li>❖ Taal: Kaharwa with hand beats</li> </ul> <p>=====</p> <p><b>INSTRUMENTAL MUSIC:</b></p> <ul style="list-style-type: none"> <li>• Learning Rhythm through tapping of feet &amp;</li> </ul>	<p>Hand Impression in clay. Study of different doll.</p> <p>Very Simple</p> <p>Stick doll (head + body + 2 arms)</p> <p>Round doll (ball head + oval body)</p>	<p>Water resist painting – Cityscape</p>	<p><b>GK</b></p> <ol style="list-style-type: none"> <li>1.School symbols</li> <li>2.National symbols</li> <li>3.My India</li> <li>4.Current affairs</li> </ol> <p><b>Computer MS Paint</b></p> <p>Initiating MS Paint</p> <ul style="list-style-type: none"> <li>• How to open MS Paint</li> <li>• Introduction to Tools of MS Paint</li> <li>• Ribbons of Tools</li> <li>• Color Palette</li> <li>• Pencil ,Eraser, Text, Brush, color palette, Fill with color, Line, Rectangle, ellipse</li> <li>• Features of MS paint window</li> <li>• File tab <ul style="list-style-type: none"> <li>○ Save</li> <li>○ open</li> <li>• Home tab</li> </ul> </li> </ul>	<p><b>BALL SKILLS – THROWING &amp; CATCHING</b></p> <p><b>Activities:</b></p> <ul style="list-style-type: none"> <li>• Underarm throw – correct stance &amp; release</li> <li>• Overarm throw – step opposite foot, arm action</li> <li>• Catching at chest height with both hands</li> <li>• Catching above &amp; below waist level</li> <li>• Target throw – wall target, hoop on floor</li> <li>• Partner throw &amp; catch (3m → 5m)</li> </ul>
--	---	--	---	--	--	--	---

		<p><b>Tribes &amp; Traditions Parade</b> Children dress up with simple props (paper headgear, scarves) and enact different tribes of Arunachal Pradesh walking in a joyful parade. They greet each other, show simple dance steps, and say lines like “Welcome to our land!” highlighting the state’s rich culture.</p> 	<p>clapping of hands</p> <ul style="list-style-type: none"> <li>• Learning nursery rhymes “Twinkle Twinkle &amp; London Bridge”</li> </ul>				
September	Tree of Change	<p><b>Gratitude circle</b> Children will sit in</p>	<p><b><u>DANCE:</u></b></p>	Fruits in round	Group work- Cave Painting	<b><u>GK</u></b>	<ul style="list-style-type: none"> <li>• Selection for Junior Athletic</li> </ul>





TAGORE INTERNATIONAL SCHOOL  
EAST OF KAILASH, NEW DELHI

<p><b>The Land Of Festivals- Nagaland (Language &amp; Famous Personalities)</b></p>	<p><b>Role play-</b> Show empathy to other children and help a friend</p> <p><b>Recital</b></p> <p><b>You can be anything you want</b> (Poems on self-confidence)</p> <p><b>Let's talk</b></p> <p>Familiarizing students about speak fluently, without stammering and repetition of words. Usage of facial expressions/ body language</p> <p><b>Pop up and Speak</b></p> <p>students will pick small chits</p>	<p>a circle and each child will share something he/she is grateful for.</p>  <p><b>Emotion Walk</b> Each child is assigned a different emotion (e.g., happy, sad, angry, scared). They have to then walk across the room as if they are feeling that emotion and the rest of the students have to guess the emotion.</p> <p><b>Who Am I? – Nagaland Stars</b> Each child comes on stage with a simple prop or action (like singing, playing, or helping) and gives 1–2 clues about a famous personality from</p>	<ul style="list-style-type: none"> <li>● Revision of previous lessons.</li> <li>● 5 steps 'chakkar' with 'tiha' no. 1.</li> <li>● Last part of semi classical dance: "story of a peaceful day".</li> <li>● Classical composition "Durge durge".</li> </ul> <p>=====</p> <p><b><u>VOCAL MUSIC:</u></b></p> <ul style="list-style-type: none"> <li>❖ Bhajan: Raghupati Raghav</li> <li>❖ National Anthem</li> </ul> <p>=====</p> <p><b><u>INSTRUMENTAL MUSIC:</u></b></p> <ul style="list-style-type: none"> <li>• Learning Rhythm</li> </ul> <p>Single Beat, Double Beat.</p>			<ol style="list-style-type: none"> <li>1. Lovely flowers</li> <li>2. Leaves and plants</li> <li>3. Animal planet</li> <li>4. Unique animals</li> <li>5. Current affairs</li> </ol> <p><b><u>Computer</u></b></p> <p><b><u>MS Paint</u></b></p> <ul style="list-style-type: none"> <li>● Line tool</li> <li>● Brush tool</li> <li>● Other shapes <ul style="list-style-type: none"> <li>○ Triangle</li> <li>○ Stars</li> <li>○ Callouts</li> <li>○ Heart</li> </ul> </li> </ul>	<p>Meet.</p> <ul style="list-style-type: none"> <li>● Practice of races and Drills.</li> </ul>
---	--	---	--	--	--	--	--


अहम्  
योग्यः  
अस्मि

TAKSARE INTERNATIONAL SCHOOL  
EAGLE OF KAILASH, NEW DELHI

	from the basket (with words like language, festival, leader, singer etc). Then speak about it.	Nagaland. The audience guesses "Who am I?" and the child reveals the answer with a confident pose.	1234 1234 1234 1234  1 2  1234 1 2  1234   • Learning English song "We shall overcome"				
October  <b>The abode of clouds - Meghalaya (Cuisine and Food)</b>	<b>Footsteps to a Better Me</b>  <b>Talk and Spread</b>  (Find out different ways of being positive and be healthy)  (Students to talk to their friends about the ways of being positive)  <b>The abode of clouds - Meghalaya</b>  <b>My Little Food</b>	<b>The abode of clouds – Meghalaya</b> <b>1.Cloud Kingdom Adventure</b>   Children will act out a short, imaginative journey to Meghalaya — the "abode of clouds" — where they	<b>DANCE:</b>  • Revision of previous lessons. • Last part of classical composition "Durge durge". • Folk dance of Assam: "Bihu".  =====	flower in round	Group work- Cave Painting	<b>GK</b>  1. Things we use 2. Hand in hand 3. Famous personalities 4. Current affairs  <b>Computer</b>  <b>MS Paint</b>  • Line tool • Brush tool • Other shapes ○ Triangle ○ Stars ○ Callouts ○ Heart	<b>BALL SKILLS – KICKING &amp; DRIBBLING</b> <b>Activities:</b> • Stationary ball kick – instep technique • Kick between cones / into a goal • Dribbling with dominant foot (walking pace) • Dribbling zigzag through cones • Trapping: stop ball with sole of foot • Simple passing game with a partner

	<p><b>Talk – (Meghalaya Special)</b></p> <p>Students will watch a small video clip on the cuisine of Meghalaya and then will talk about it in pairs.</p>	<p>become clouds, rain, trees, and people living there.</p> <p><b><u>2.Drama in a Box</u></b></p>  <p>The teacher will place a box on a table. Students will come one by one and pick up slips from the box. They have to mime what's written on the slip and the rest of the class has to guess what each student is pretending to do. (e.g., holding a balloon,</p>	<p>for Samanjasya</p> <p>=====</p> <p><b><u>INSTRUMENTAL MUSIC:</u></b></p> <ul style="list-style-type: none"> <li>• Keyboard playing practices</li> </ul> <p>CCEC CECE CEFC CEE C</p> <p>SRGM RGMP GMPD MP DN PDNS  etc.</p> <ul style="list-style-type: none"> <li>• Learning English song “Doe a Deer a Female Deer”</li> <li>• Samanjasya practice</li> </ul>				
--	--	--	---	--	--	--	--



		petting a puppy, lifting a heavy object).					
<p>November</p> <p><b>The abode of clouds - Meghalaya (Cuisine and Food)</b></p>	<p><b>Practice for presentation</b></p> <p><b>Conversations</b></p> <p><b>narration of the script.</b></p> <p>(Memorization of the lines, loudness and clarity of voice, voice modulation, actions and expressions and eye contact)</p> <p><b>Meghalaya Mini stage food talk-</b> teacher will instruct the students to draw their favourite food and then speak about it and find out if it is available in the same state.</p>	<p><b>“Meghalaya Food Fiesta”</b> ☁️☐</p> <p><b>1.Food Fiesta Parade</b></p> <p>Children dress up or pretend to be different food items (fruits, vegetables, dishes) and walk in a parade. They introduce themselves:</p> <p><b>2. Smile &amp; Compliment Time</b></p>  <p>Students sit in a circle, smile</p>	<p><b>DANCE:</b></p> <ul style="list-style-type: none"> <li>• Revision of previous lessons.</li> <li>• “Pranami Tukra” (Kathak).</li> <li>• Last part of the folk dance.</li> </ul> <p>=====</p> <p><b>VOCAL MUSIC:</b></p> <ul style="list-style-type: none"> <li>❖ Patriotic Song- Saare Jahan Se Accha</li> <li>❖ North-East Song for Samanjasya</li> <li>❖ Taal</li> </ul> <p>=====</p> <p><b>INSTRUMENTAL MUSIC:</b></p> <ul style="list-style-type: none"> <li>• Keyboard playing practices</li> </ul> <p>CCEC CECE CEFC CEE</p>	bird in round	Composition- Me and my pet. Using geometrical shapes	<p><b>GK</b></p> <ol style="list-style-type: none"> <li>1.Safe and sound</li> <li>2.Reading signs</li> <li>3.Houses of prayer</li> <li>4.Current Affairs</li> </ol> <p><b>Computer</b></p> <p><b>MS Paint</b></p> <ul style="list-style-type: none"> <li>• Brush – different sizes</li> <li>• Curve Line</li> <li>• Selection</li> <li>• Copy and Paste</li> <li>• Cut and Paste</li> </ul>	<p><b>OBSTACLE COURSE and FUN GAMES</b></p> <p><b>Course elements (in order):</b></p> <ul style="list-style-type: none"> <li>• Sprint start → zigzag through 6 cones</li> <li>• Jump over 3 hurdles</li> <li>• Crawl through tunnel</li> <li>• Walk the balance beam</li> <li>• Hop through 5 hoops on one foot</li> <li>• Overarm throw at target (to finish)</li> </ul>

अहम्  
योग्यः  
अस्मि

TANJORE INTERNATIONAL SCHOOL  
CLASS OF KATKASH, NEW DELHI

at each other and give kind compliments

**3.Magic Prop Box**



Children take turns picking a random prop (like a toy phone, crown, scarf, or spoon) from a box. They use their imagination to become a character or create a short scene using that prop — like pretending to be a chef, a magician, or a superhero.

**AUDITION FOR  
'SAMANJASYA'-  
ANNUAL**

C  
SRGM|RGMP|GMPD|MP  
DN|PDNS| etc.

- Learning North Eastern music Bihu style related to the theme
- Samanjasya practice


अहम्  
योग्यः  
अस्मि

TANJORE INTERNATIONAL SCHOOL  
EAST OF KAILASH, NEW DELHI

		PRESENTATION DISTRIBUTION OF DIALOGUES PRACTICE FOR 'SAMANJASYA'-ANNUAL PRESENTATION					
December  <b>The Land of Fourteen Gods-Tripura (Sports and Traditional Games)</b>	<b>Dream big, Change Bigger</b>  Impromptu Game  (Speak on any given topic/object)  <b>Champion Talk (Confidence Builder)</b>  students will talk about their favourite game and sports.  <b>The Land of Fourteen Gods-Tripura</b> students will share some interesting facts about the state.	PRACTICE FOR 'SAMANJASYA'-ANNUAL PRESENTATION	<b><u>DANCE:</u></b>  • Revision of previous lessons. • Preparation for "Samanjasya".  =====	Composition- How I spent time with my grandparents using geometrical shapes	Composition- Me and my pet. Using geometrical shapes	<b><u>GK</u></b>  1.Famous monuments  2.Games  3. Current affairs  <b><u>Computer</u></b> <b>MS Paint</b>  • Line tool • Brush tool • Other shapes • Brush – different sizes • Curve Line • Selection • Copy and Paste • Cut and Paste	<b>Fun games and Parachute</b>
			<b><u>VOCAL MUSIC:</u></b> ❖ Christmas Carol: Give Me Oil ❖ Practice for Samanjasya  =====				
			<b><u>INSTRUMENTAL MUSIC:</u></b>  • Finger positions on Keyboard.  • Beats of Indian National Anthem, Vande Matram, we shall overcome/Hum				

अहम्  
योग्यः  
अस्मि

TAGORE INTERNATIONAL SCHOOL  
EAST OF KASHI, NEW DELHI

			<p>Honge</p> <p>Kamyab &amp; school song.</p> <ul style="list-style-type: none"> <li>• Learning Christmas carol "Jingle Bells"</li> <li>• Samanjasya practice</li> </ul>				
<p>January</p> <p><b>The Jewel of the East - Manipur (Clothing and Jewellery)</b></p> <p>अहम् योग्यः अस्मि</p>	<p><b>Shining Stars of Change</b></p> <p><b>Hip Hip Hurrah!</b></p> <p><b>Annual presentation</b></p> <p>Coordinate the debate/conversations with the play for annual presentation.</p> <p><b>The Jewel of the East - Manipur (Clothing and Jewellery)</b></p>	<p><b>PRACTICE FOR 'SAMANJASYA'-ANNUAL PRESENTATION</b></p>	<p><b><u>DANCE:</u></b></p> <ul style="list-style-type: none"> <li>• Preparation for "Samanjasya".</li> </ul> <p>=====</p> <p><b><u>VOCAL MUSIC:</u></b></p> <ul style="list-style-type: none"> <li>❖ Practice for Samanjasya</li> </ul> <p>.=====</p> <p><b><u>INSTRUMENTAL MUSIC:</u></b></p> <ul style="list-style-type: none"> <li>• Learning beats in the style of <math>\frac{3}{4}</math> i.e., triple beats</li> <li>• Learning English song "Holi Holiday of Boney M"</li> </ul>	<p>storytelling in clay modelling. landscape study</p>	<p>Group activity Dragon Mask from North East with paper tearing/colouring</p>	<p><b><u>GK</u></b></p> <ol style="list-style-type: none"> <li>1.Festivals</li> <li>2.Famous places</li> <li>3.Current affairs</li> </ol> <p><b><u>Computer</u></b></p> <p><b><u>MS Paint</u></b></p> <ul style="list-style-type: none"> <li>• Rotate</li> <li>• Flip</li> </ul>	<p>Intra class Sports events.</p>

			• Samanjasya practice				
February	<p><b>News hour</b></p> <p><b>Show and tell</b></p> <p>(Healthy choices)</p> <p><b>Just a minute</b></p> <p>students will speak about their likes and dislikes.</p>	<p><b>1.The Great Laughter Show</b></p> <p>Presenting a comical scene</p> <p><b>2.Toon Time Theatre</b>(Act like a cartoon)</p>  <p>Each student enacts her/his favourite cartoon character and delivers dialogues accordingly.</p> <p><b>3.Puppet</b></p>	<p><b><u>VOCAL MUSIC</u></b></p> <p>❖ Revision of songs</p> <p>=====</p> <p><b><u>INSTRUMENTAL MUSIC:</u></b></p> <p>• Playing English song “Make me a Channel of your Peace”</p>	Continued with the composition	Group activity Dragon Mask from North East with paper tearing/colouring	<p><b><u>GK</u></b></p> <ol style="list-style-type: none"> <li>1. Community helpers</li> <li>2. Seasons</li> <li>3. Current affairs</li> </ol> <p><b><u>Computer</u></b></p> <p><b>MS Paint</b></p> <p><b>Making different scenes using different tools</b></p> <ul style="list-style-type: none"> <li>• Brush – different sizes</li> <li>• Curve Line</li> <li>• Selection</li> <li>• Copy and Paste</li> <li>• Cut and Paste</li> </ul>	<p><b>Parachute activities:</b></p> <ul style="list-style-type: none"> <li>• Mushroom &amp; igloo (hold the air in)</li> <li>• Merry-go-round (walk in circle holding parachute)</li> <li>• Ball on parachute – keep ball on / pop ball off</li> <li>• Swap – run under &amp; find new spot group</li> </ul>

अहम्  
योग्यः  
अस्मि

TAKSARA INTERNATIONAL SCHOOL  
EAST KAILASH, NEW DELHI

**Theatre**



Students will be divided into groups of 4-5. They will create puppets and develop a story involving their puppets. Each group will perform their puppet show.

अहम्,  
योग्यः  
अस्मि

TAGORE INTERNATIONAL SCHOOL  
EAST OF KAILASH, NEW DELHI