




Co- Scholastic Syllabus for Class IV Session 2026 - 27


Month	Public Speaking	Theatre	Performing Art Dance / Vocal Music / Instrumental Music	Clay Modelling	Art	GK/ Computers	Physical Education
April and May	<p>Basics of Public Speaking Students will be made aware of the essential qualities needed for public speaking</p> <p>Self Introduction (Ice breaker activity) Students will be asked to introduce themselves in a manner which will include their likes and dislikes</p> <p>The world is One Family(Earth Day)</p>	<p>Basic tenets of theatrics Students will be made aware of the basic qualities needed for acting i.e. dialogue delivery, expression, confidence, body language, voice modulations</p> 	<p><u>DANCE</u></p> <ul style="list-style-type: none"> • 'Tatkar' of tin taal with more speed. • Basic movements of Kathak with names. • New 'tukra' of kathak. • Tagore dance: (Phagun haoyay haoyay...). • Introduction of a famous Bharatnatyam Guru: Raja Radha Reddi. <p>=====</p> <p><u>VOCAL MUSIC</u></p> <ul style="list-style-type: none"> ❖ Alankar: 2/2 	<p>> Vegetables in round within a basket, > reference Reference from renaissance artist caravaggio.</p>	<p>Work based on the paintings of French artist- Claude Monet using mix media technique</p>	<p><u>G K</u></p> <p><u>Books and Entertainment</u></p> <p>Famous Children's Books and Authors</p> <p>Cartoon Characters and Animation</p> <p>Mythology and Indian Folk Tales</p> <p><u>Computers</u></p> <p>Hardware</p> <ul style="list-style-type: none"> • Input, 	<p>GAME: Basketball</p> <p>Skills: Ball handling</p> <ul style="list-style-type: none"> • Dribbling • Passing

<p>अहम्, योग्यः अस्मि</p>	<p>Students will be asked to speak a few lines about how to save our earth and how we can create awareness in people about 5R's</p> <p>Getting to know each other (listen and enact) Students will work in groups of 5. They will read and enact a story using dialogues, expressions and voice modulation.</p>	<p>Self Introduction Students will be asked to introduce themselves in a non conventional manner which will include their likes and dislikes</p> <p>-Express personal identity creatively -Develop communication skills -Enhance self-awareness</p>  <p>The Art of Facial expressions Students will show the facial expressions of various emotions like upset, excited, frowning, angry etc</p>	<ul style="list-style-type: none"> ❖ Rabindrasangeet: Mere Cheet May ❖ Gayetri Mantra ❖ Hindi Prayer ❖ English prayer ❖ National Anthem ❖ Taal: Kaharwa <p>=====</p> <p><u>INSTRUMENTAL MUSIC</u></p> <ul style="list-style-type: none"> ● Definition of Music, & Forms of Music ● Playing Techniques of all types of instruments ● Learning beats & taals in multiples of 2&4, Change of tempo or laya ● Learning Rabindra sangeet "Ananda loka Mangala loka". ● .Introducing eminent music personality Ustad Zakir Hussain 			<ul style="list-style-type: none"> ● Output, ● Storage devices <p>Python continues -If statement -If else -elif Create a number guessing game Program to check: even/odd pass/fail marks Real-life decision making (e.g., "If it rains, take umbrella")</p>	
---------------------------	--	--	--	--	--	--	--

		 <p>Emotion charades- Students will participate in an “Emotion Charades” activity where they express and identify feelings such as upset, excited, angry, and frowning using only facial expressions, promoting emotional awareness and non-verbal communication skills.</p>	(Tabla)				
July	<p>Communication to connect Vacation Fun Talk about their vacation fun in the class.</p> <p>Speech to Reach</p>	<p>Fairy tale Tableau: Roleplay any fairy tale character</p>	<p><u>DANCE:</u></p> <ul style="list-style-type: none"> ● Revision of previous lessons. ● 5 and 3 steps “chakkar”. ● `Tihai’ no 4 of kathak. ● One patriotic dance: 	<p>Understanding various clay modelling techniques and implement press molding and slip casting technique in clay make different types of</p>	<p>Self-portraits in POP art style in mix media</p>	<p><u>G K</u></p> <p><u>Science and Nature</u></p> <p>Parts of Plants and Their Uses</p> <p>Animal Kingdom</p>	<p>GAME: softball</p> <p>Skill - throwing and catching</p> <p>-correct technique of throwing the ball</p>


अहम्
योग्यः
अस्मि

TALVARE INTERNATIONAL SCHOOL
EAST OF KAILASH, NEW DELHI

	<p>Group activity to discuss the importance of peace and happiness in life.</p> <p>Storytelling/ poem on peace</p> <p>TED talk Ted talk will be shown followed by discussion in the class</p>	 <p>Slow motion emotion: A drama game In this activity, students express different emotions (such as happiness, anger, sadness, or surprise) through slow, exaggerated movements and facial expressions, helping them understand body language, emotional expression, and non-verbal communication in a fun and dramatic way.</p> <p>Miming show Students will first be introduced to the basic tenets of</p>	<p>(Jai ho)</p> <ul style="list-style-type: none"> About Bharatnatyam costumes & accessories. <p>=====</p> <p><u>VOCAL MUSIC:</u></p> <ul style="list-style-type: none"> ❖ Alankar: 2/2 ❖ School Song ❖ National Anthem ❖ Patriotic song- Amar Rahe Bharat ee Shaan. ❖ Taal <p>=====</p> <p><u>INSTRUMENTAL MUSIC:</u></p> <ul style="list-style-type: none"> • Names of Key or Notes (Indian & Western) • Learning beats & taals in multiples of 2&4, • Change of tempo or laya 	<p>architecture and buildings</p>		<p>(domestic, wild, aquatic, birds)</p> <p><u>Computers</u></p> <p>Software</p> <ul style="list-style-type: none"> • System software, • Application software <p>Python continues</p> <ul style="list-style-type: none"> -Loops -For loop -While loop <p>Create patterns using loops (stars, numbers)</p> <ul style="list-style-type: none"> -Multiplication table generator 	<p>-upper hand throw</p> <p>-catching the ball with a glove</p> <p>- fielding stance</p>
--	---	--	---	-----------------------------------	--	--	--


अहम्
योग्यः
अस्मि


TAGORE INTERNATIONAL SCHOOL
EAST OF KAILASH, NEW DELHI


		<p>mime such as body control, facial expressions, gestures, and silent storytelling, after which they will practice and present short mime acts to communicate ideas and emotions without the use of words, enhancing their creativity and non-verbal communication skills.</p>  <p>Role on the Wall Students create a visual outline of a character and fill it with details such as personality traits, emotions, relationships, and background, helping them</p>	<ul style="list-style-type: none"> • Learning North Eastern Music (Assam) related to the theme 				
--	--	--	---	--	--	--	--




TAGORE INTERNATIONAL SCHOOL
EAST OF KAILASH, NEW DELHI

		develop deeper character understanding and empathy.					
August	<p>Story relay (random story weaving using adjectives) Writing of story in their own words using at least 1-2 adjectives in a sentence</p> <p>Famous speeches (listening to some of the famous speeches)</p> <p>Hot seat- India Independence create a quiz on powerpoint on the Independence of India and conduct the quiz in class.</p>	<p>Prop Transformation: Students creatively use a single object as different items and enact short scenes to develop imagination, improvisation skills, and expressive communication.</p> <p>Family Portrait skit on importance of family and values</p>  <p>Be a leader- roleplay any favourite national leader</p>	<p><u>DANCE:</u></p> <ul style="list-style-type: none"> • Revision of previous lessons. • New 'tilai' no 5 of kathak. • Last part of the patriotic dance. • One kathak composition with: "Ganesh vandana". • Theory of "Tin taal". <p>=====</p> <p><u>VOCAL MUSIC:</u></p> <ul style="list-style-type: none"> ❖ Alankar: 2/2 ❖ Introduction to vocal personalities. ❖ Inspirational Song- Dur Nahi Hai Manzil Ab Toh ❖ National Song ❖ Taal 	make different types of architecture and buildings.	Self-portraits in POP art style in mix media	<p><u>G K</u></p> <p><u>India and its Freedom struggle</u> Freedom Fighters Important dates</p> <p><u>Our India</u> Countries and Capitals Different Cuisines Flags and Currency</p> <p><u>Computers</u></p> <p>Python Turtle 1-Introduction to Python Turtle 2-Programming with Turtle a- Forward b- Backward c- Right d- Left e-. bgcolor f-. title g- .shapsize h- pensize i- shape() j- home()</p>	<p>Game - Handball Skill: Ball handling</p> <ul style="list-style-type: none"> • Dribbling • Passing

		 <p>Discussion on the play-share your self composed story and reflect on your character</p>	<p>=====</p> <p><u>INSTRUMENTAL MUSIC:</u></p> <ul style="list-style-type: none"> • Learning beats & taals in multiples of 3 • Change of tempo or laya • Learning Patriotic song "Sare Jahan se Achcha" 			k- stamp()	
<p>September</p>	<p>Tell tale-spin a yarn think of any story and narrate in their own words</p> <p>Master of ceremony-compere a bollywood night act as a host and compere a bollywood night</p> <p>No Poverty Discuss on the wastage of food and ways to share things with the poor</p>	<p>MID TERM EXAMS</p>	<p><u>DANCE:</u></p> <ul style="list-style-type: none"> • Revision of previous lessons. • "Tukra" of kathak. • Last part of the classical composition with kathak style: "Ganesh vandana". • Folk dance of the north east. <p>=====</p> <p><u>VOCAL MUSIC:</u></p> <ul style="list-style-type: none"> ❖ Bhajan: Ye Mat Kaho Khuda Se ❖ North-East Song for Samanjasya 	<p>Narrative composition based on landscape study</p>	<p>Folk art of Sikkim-Tiger/Dragon faces in mix media</p>	<p>Mid Term Exams</p> <p><u>Computers</u></p> <p>Python Turtle -for loop -Draw creative patterns (flower/star design) -Design a logo using shapes -Symmetry art using turtle</p>	<p>Athletics :-</p> <ul style="list-style-type: none"> ▣ Sprint ▣ Standing Broad Jump ▣ Ball Throw ▣ Relay ▣ Fun Races <p>JUNIOR ATHLETIC MEET -SELECTION</p>


	(sharing is caring)		<p>=====</p> <p><u>INSTRUMENTAL MUSIC:</u></p> <ul style="list-style-type: none"> • Keyboard playing practices <p>CDEF DEFG EFGA FGA B </p> <p>SRGMP RGMPD GMPD N MPDNS etc.</p> <ul style="list-style-type: none"> • Learning North Eastern Music (Manipur) related to the theme 				
October	<p>Radio Jockey-defeat the devil inside act as a radio jockey and present a show named as defeat the devil inside</p> <p>Just a minute-non violence speak on the topic- non violence for a minute</p>	<p>Practice dialogue delivery: rehearsals of dialogues with expressions and voice modulation</p> <p>Halloween stories: play on any Halloween story</p> 	<p><u>DANCE:</u></p> <ul style="list-style-type: none"> • Revision of previous lessons. • “Ginti Tihar” of kathak. • Last part of the folk dance. <p>=====</p> <p><u>VOCAL MUSIC:</u></p> <ul style="list-style-type: none"> ❖ Seasonal Song- Rimjhim Rimjhim ❖ North-East Song for Samanjasya 	Importance of form and shape in Indian folk art practice in clay low relief	Folk art of Sikkim- Tiger/Dragon faces in mix media	<p><u>G K</u></p> <p>Sports and Games National and International Sports Famous Sportspersons Olympic Games Traditional Indian Games</p> <p>Natural Resources (water, air, soil)</p>	<p>Athletics :-</p> <ul style="list-style-type: none"> ▯ Sprint ▯ Standing Broad Jump ▯ Ball Throw ▯ Relay ▯ Fun Races <p>JUNIOR ATHLETIC MEET</p>

		<p>•</p> <p>Walk Like...: Students modify their walk, posture, and expressions based on given characters or situations to enhance body language awareness and character portrayal skills. :=</p>	<p>=====</p> <p><u>INSTRUMENTAL MUSIC:</u></p> <ul style="list-style-type: none"> • High notes, Low notes & Tenor Notes • Finger Positions on keyboard, Guitar • Single Beat, Double Beat, Triple Beat etc. <p>123 123 123 123 </p> <p>1 3 1 3 1 3 1 3 etc.</p> <ul style="list-style-type: none"> • Learning theme music of "Harry Potter" • Samanjasya practice 			<p><u>Computers</u> Difference between hardware and software</p> <p>Python Turtle -for loop continues; -Create a geometric art project -Draw a mandala-style pattern -Group activity: combined shapes into one</p>	
November	<p>Practice for the class presentation</p> <p>Rhyme time- Students will read a poem with confidence, clarity and voice modulation</p> <p>Final rehearsal for the class</p>	<p>Enactment of mystery stories Adventures of Tom Sawyer/Rusty/Huckleberry Finn/Swami</p> 	<p><u>DANCE:</u></p> <ul style="list-style-type: none"> • Revision of previous lessons. • Preparation for "Samanjasya". <p>=====</p> <p><u>VOCAL MUSIC:</u></p> <ul style="list-style-type: none"> ❖ North-East Songs 	Continue with the style	Optical illusion using Complimentary colours.	<p><u>GK</u></p> <p><u>The World Around Us</u></p> <p>Continents and Oceans</p> <p>Famous Landmarks Around the World</p> <p>Countries and Capitals</p>	<p>Game: Football</p> <p>Skills: -</p> <ul style="list-style-type: none"> • Top tap • Side tap • Passes • Dribble the ball <p>- ONE TOUCH</p>

	<p>presentation 'Samanyasya'</p>	<p>Samanjasya On stage rehearsals Dialogues action stage direction</p>	<p>for Samanjasya ❖ Taal =====</p> <p><u>INSTRUMENTAL MUSIC:</u></p> <ul style="list-style-type: none"> • Technical Knowledge of Melody Instruments & Rhythm Instruments • Learning beats in the style of 4/4. • Learning an "Indo-Arabic composition" • Samanjasya practice 			<p>Flags of Countries</p> <p>Famous Personalities (global and Indian)</p> <p><u>Computers</u></p> <p>Difference between hardware and software</p> <p>Python Turtle -for loop continues; -Create a geometric art project -Draw a mandala-style pattern -Group activity: combined shapes into one</p>	<p>PASS</p>
<p>December</p>	<p>Through the critic lens- review an advertisement act as critic and tell what is correct and what is wrong in the advertisement shown in the newspaper</p> <p>Final rehearsal for the class</p>	<p>Christmas stories: ❑ Christmas Story Skit: Students convert simple Christmas-themed stories into short skits to develop storytelling, emotional expression, and creative dramatization</p>	<p><u>DANCE:</u></p> <ul style="list-style-type: none"> • Preparation for "Samanjasya". <p>=====</p> <p><u>VOCAL MUSIC:</u></p> <ul style="list-style-type: none"> ❖ Practice for Samanjasya <p>=====</p> <p><u>INSTRUMENTAL</u></p>	<p>Practice of Indian ancient seal making techniques in clay</p>	<p>Optical illusion using Complimentary colours.</p>	<p><u>G K</u></p> <p><u>Our India</u> India- states and capitals Food of different states</p> <p><u>Computers</u></p> <p>Python Turtle -while loop -Create spiral patterns -Draw a clock-like</p>	<p>Game - dodgeball</p> <p>Skills - -throwing - catching -dodging</p>



TAGORE INTERNATIONAL SCHOOL
EAST OF KAILASH, NEW DELHI

	presentation 'Samanyasya'	skills. Christmas with christmas carols  Secret Santa Skit Activity What to do: Write different fun situations related to Secret Santa on chits Each group picks one chit and prepares a short skit (1-2 minutes)	MUSIC: • Learning beats in the style of ¾ i.e., triple beats • Finger positions on Keyboard & Guitar • Beats of Indian National Anthem, Vande Matras, we shall overcome/Hum Honge Kamyab, Sare jahan se achcha • Learning to play "Humko man ki shakti dena" • Learning Christmas carol "Rudolph the Red Nosed Reindeer" • Samanjasya practice			design -Animation effect using loop	
January	Just a minute Topic will be given and they will speak for the motion or against the motion	Seven Sisters & One Brother Skit Activity: Students are divided into groups, each	DANCE: • Revision of previous lessons. =====	Continue with the style	Folk art of Jharkhand – Sohrai the vibrant paintings from Hazaribagh region of Jharkhand	G K Brain Teasers and Logical Thinking Riddles and Puzzles	Game : Cricket Skills: Catching Throwing Fielding Bowling Batting

	<p>Alternative ending Students will give an alternative ending to the story</p>	<p>representing one state of the Seven Sisters and One Brother, and present their culture through simple dialogues, actions, and expressions to develop cultural awareness and expressive skills.</p>	<p><u>VOCAL MUSIC:</u></p> <ul style="list-style-type: none"> ❖ Unity Song- Hasta Ja ❖ Taal <p>=====</p> <p><u>INSTRUMENTAL MUSIC:</u></p> <ul style="list-style-type: none"> • Learning the patterns in different sections according to the theme. • Learning theme music of “Godfather” 			<p>Spot the Difference</p> <p>Odd One Out</p> <p>Patterns and Sequences</p> <p><u>Computers</u> Python Turtle -while loop Continues -Create rainbow pattern using RGB -Design a color-changing animation</p>	
February	<p>Disney Travels - plan an itinerary of your favourite destination. plan an itinerary of their favourite destination</p> <p>Get set go- Speak about the learnings and goals</p>	<p>Critical Analyses of Samanjasya performances</p> <p>Learners will critically analyse a video presentation on <i>Samanjasya</i> to explore thematic depth, characterisation, and perspectives, thereby</p>	<p><u>DANCE:</u></p> <ul style="list-style-type: none"> ● Revision of previous lessons. ● Kathak composition. ● Name of all the classical dances of India with their states. <p>=====</p> <p><u>VOCAL MUSIC:</u></p> <ul style="list-style-type: none"> ❖ Revision of songs <p>=====</p>	practice of Indian toy making	Folk art of Jharkhand – Sohrai the vibrant paintings from Hazaribagh region of Jharkhand	<p><u>G K</u></p> <p><u>Awards and Achievements</u></p> <p>Recent achievements in space/science</p> <p>Famous award winners</p> <p>Important events (national and global, simplified)</p>	<p>Revisiting all activities and skills taught during the session.</p> <p>Obstacle race</p> <p>Recreational activities</p> <p>Dodgeball:-</p> <ul style="list-style-type: none"> -Throwing -catching

	<p>Show and Tell Students will bring their favourite object and speak few lines on it</p>	<p>enhancing comprehension, reasoning, and reflective thinking skills.”</p>	<p><u>INSTRUMENTAL MUSIC:</u></p> <ul style="list-style-type: none"> • Combining all different sections & patterns & playing them. • Learning music of “Can Can” 			<p><u>Computers</u> Python – -for loop – Conditional Statements -while loop Mini Project: -Create a full drawing using turtle + loops + colors Coding challenge: -Combine if + loops Presentation: “What I learned in Python”</p>	<p>-dodging</p>
--	--	---	---	--	--	--	-----------------

अहम्
योग्यः
अस्मि

TAGORE INTERNATIONAL SCHOOL
EAST OF KAILASH, NEW DELHI